

Seton Hall University

eRepository @ Seton Hall

Fact Books

Office of Institutional Research

2021

Data Trends 2020-2021

Office of Institutional Research, Seton Hall University

Follow this and additional works at: <https://scholarship.shu.edu/fact-book>

Seton Hall University

2020-21 Data Trends



Prepared by Office of Institutional Research
October 22, 2021

Table of Contents

5 Year Enrollment Trends

| | |
|--|---|
| Total University | 1 |
| Undergraduate/Graduate by Gender | 1 |
| Undergraduate/Graduate by Race/Ethnicity..... | 1 |
| Undergraduate/Graduate by Age | 1 |
| Undergraduate/Graduate by Residency..... | 1 |
| Undergraduate/Graduate by Full-Part time | 2 |
| Undergraduate/Graduate by College | 2 |
| Undergraduate by Class Standing..... | 2 |
| Graduate by Degree Level..... | 2 |

5 Year Enrollment Trends by Program

| | |
|--------------------|------|
| Undergraduate..... | 3-5 |
| Graduate | 6-10 |

5 Year Freshman Admission Trends

| | |
|--|----|
| Total Applications | 11 |
| Full-time Freshmen by Gender | 11 |
| Full-time Freshmen by Race/Ethnicity..... | 11 |
| Full-time Freshmen by College | 11 |
| Full-time Freshmen by Residency..... | 11 |
| Full-time Freshmen by Housing Status | 11 |
| Full-time Freshmen by SAT Distribution and Average SAT | 11 |
| Full-time Freshmen by HS GPA | 11 |
| Full-time Freshmen by HS Rank | 11 |
| Annual Tuition & Fees | 11 |

5 Year Degrees Awarded Trends

| | |
|---|----|
| Total University | 12 |
| Undergraduate/Graduate by Gender | 12 |
| Undergraduate/Graduate by Race/Ethnicity..... | 12 |
| Undergraduate/Graduate by College | 12 |
| Undergraduate by Honor Status..... | 12 |
| Graduate by Degree Level..... | 12 |

5 Year Degrees Awarded Trends by Program

| | |
|--------------------|-------|
| Baccalaureate..... | 13-15 |
| Graduate | 16-19 |

Retention and Graduation Rate Trends

| | |
|-----------------------------------|----|
| Entering Full-time Freshmen | 20 |
|-----------------------------------|----|

Table of Contents

5 Year Credit Hour Trends

| | |
|---|----|
| Total University | 21 |
| Undergraduate/Graduate by Term..... | 21 |
| Undergraduate/Graduate by Course College | 21 |
| Undergraduate/Graduate by Term, Sections, Registrants | 21 |

Fall 2020 Full-time Freshman Profile

| | |
|-------------------------------|----|
| By College..... | 22 |
| By Gender | 22 |
| By Race/Ethnicity | 22 |
| By Religious Background | 22 |
| By Residency | 22 |
| By SAT within College..... | 22 |
| By SAT Bands..... | 22 |
| By HS Rank | 22 |
| By HS GPA | 22 |
| Top 5 Declared Majors..... | 22 |
| By Program..... | 23 |

Fall 2020 Faculty Profile by College

| | |
|------------------------------|----|
| By Full-time/Part-time | 24 |
| By Gender | 24 |
| By Race/Ethnicity | 24 |
| By Tenure Status | 25 |
| By Rank..... | 25 |
| By Age Bands..... | 25 |

2019-20 Credits Taught and Average Class Size

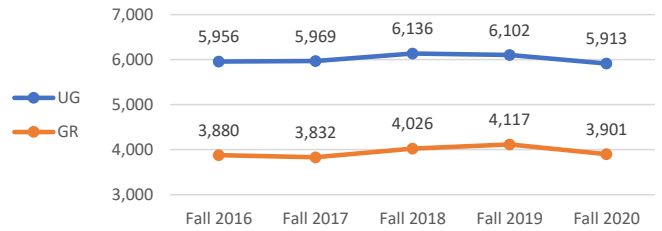
| | |
|--------------------|----|
| Undergraduate..... | 26 |
| Graduate | 27 |

Seton Hall University Officers

| | |
|---|----|
| 2020-21 Executive Cabinet Members | 28 |
| 2020-21 Academic Officers..... | 28 |

Seton Hall University - 5 Year Fall Enrollment Trends

| Total University | | | | | | |
|------------------|---------|---------|---------|---------|---------|---------------|
| | Fa'2016 | Fa'2017 | Fa'2018 | Fa'2019 | Fa'2020 | 5yr Δ |
| Undergrad | 5,956 | 5,969 | 6,136 | 6,102 | 5,913 | Col % 60% -1% |
| Graduate | 3,880 | 3,832 | 4,026 | 4,117 | 3,901 | 40% 1% |
| Total | 9,836 | 9,801 | 10,162 | 10,219 | 9,814 | 100% 0% |
| FTE (FT + 1/2PT) | 8,059 | 8,110 | 8,447 | 8,467 | 8,232 | 2% |



| Undergraduate by Gender | | | | | | |
|-------------------------|---------|---------|---------|---------|---------|--------------|
| | Fa'2016 | Fa'2017 | Fa'2018 | Fa'2019 | Fa'2020 | 5yr Δ |
| Men | 2,681 | 2,719 | 2,877 | 2,899 | 2,787 | Col % 47% 4% |
| Women | 3,275 | 3,250 | 3,259 | 3,203 | 3,126 | 53% -5% |
| Total | 5,956 | 5,969 | 6,136 | 6,102 | 5,913 | 100% -1% |

| Graduate by Gender | | | | | | |
|--------------------|---------|---------|---------|---------|---------|---------------|
| | Fa'2016 | Fa'2017 | Fa'2018 | Fa'2019 | Fa'2020 | 5yr Δ |
| Men | 1,655 | 1,593 | 1,622 | 1,612 | 1,501 | Col % 38% -9% |
| Women | 2,225 | 2,239 | 2,404 | 2,505 | 2,400 | 62% 8% |
| Total | 3,880 | 3,832 | 4,026 | 4,117 | 3,901 | 100% 1% |

| Undergraduate by Race/Ethnicity | | | | | | |
|---------------------------------|---------|---------|---------|---------|---------|--------------|
| | Fa'2016 | Fa'2017 | Fa'2018 | Fa'2019 | Fa'2020 | 5yr Δ |
| Hispanic | 1,060 | 1,067 | 1,062 | 1,112 | 1,116 | Col % 19% 5% |
| Black | 605 | 536 | 518 | 499 | 503 | 9% -17% |
| Asian | 685 | 729 | 730 | 740 | 710 | 12% 4% |
| Pac Isllder | 7 | 7 | 6 | 5 | 5 | 0% -29% |
| Am Ind/Alskn | 10 | 8 | 12 | 7 | 10 | 0% 0% |
| White | 2,897 | 2,863 | 2,971 | 3,041 | 3,056 | 52% 5% |
| 2+ Races | 205 | 239 | 251 | 265 | 251 | 4% 22% |
| Unknown | 487 | 520 | 586 | 433 | 262 | 4% -46% |
| Total | 5,956 | 5,969 | 6,136 | 6,102 | 5,913 | 100% -1% |

| Graduate by Race/Ethnicity | | | | | | |
|----------------------------|---------|---------|---------|---------|---------|---------------|
| | Fa'2016 | Fa'2017 | Fa'2018 | Fa'2019 | Fa'2020 | 5yr Δ |
| Hispanic | 384 | 456 | 426 | 433 | 476 | Col % 12% 24% |
| Black | 498 | 494 | 487 | 492 | 472 | 12% -5% |
| Asian | 314 | 331 | 351 | 383 | 322 | 8% 3% |
| Pac Isllder | 7 | 4 | 8 | 7 | 10 | 0% 43% |
| Am Ind/Alskn | 2 | 1 | 3 | 2 | 3 | 0% 50% |
| White | 1,795 | 1,982 | 2,130 | 2,211 | 2,181 | 56% 22% |
| 2+ Races | 41 | 55 | 78 | 94 | 102 | 3% 149% |
| Unknown | 839 | 509 | 543 | 495 | 335 | 9% -60% |
| Total | 3,880 | 3,832 | 4,026 | 4,117 | 3,901 | 100% 1% |

| Undergraduate by Age | | | | | | |
|----------------------|---------|---------|---------|---------|---------|--------------|
| | Fa'2016 | Fa'2017 | Fa'2018 | Fa'2019 | Fa'2020 | 5yr Δ |
| Under 18 | 69 | 59 | 67 | 81 | 86 | Col % 1% 25% |
| 18-19 | 2,451 | 2,568 | 2,715 | 2,848 | 2,701 | 46% 10% |
| 20-21 | 2,343 | 2,387 | 2,442 | 2,417 | 2,503 | 42% 7% |
| 22-24 | 671 | 614 | 620 | 536 | 461 | 8% -31% |
| 25-29 | 250 | 202 | 167 | 116 | 94 | 2% -62% |
| 30-34 | 66 | 60 | 48 | 42 | 29 | 0% -56% |
| 35-39 | 31 | 23 | 25 | 22 | 15 | 0% -52% |
| 40-49 | 40 | 27 | 27 | 17 | 15 | 0% -63% |
| 50-64 | 18 | 14 | 12 | 14 | 8 | 0% -56% |
| 65 and over | 15 | 13 | 13 | 8 | 1 | 0% -93% |
| Unknown | 2 | 2 | 0 | 1 | 0 | 0% -100% |
| Total | 5,956 | 5,969 | 6,136 | 6,102 | 5,913 | 100% -1% |

| Graduate by Age | | | | | | |
|-----------------|---------|---------|---------|---------|---------|------------|
| | Fa'2016 | Fa'2017 | Fa'2018 | Fa'2019 | Fa'2020 | 5yr Δ |
| Under 18 | 0 | 0 | 1 | 1 | 0 | Col % 0% - |
| 18-19 | 0 | 0 | 0 | 1 | 1 | 0% - |
| 20-21 | 25 | 30 | 39 | 39 | 35 | 1% 40% |
| 22-24 | 1,014 | 1,063 | 1,187 | 1,262 | 1,169 | 30% 15% |
| 25-29 | 1,028 | 955 | 943 | 983 | 1,020 | 26% -1% |
| 30-34 | 507 | 498 | 526 | 531 | 507 | 13% 0% |
| 35-39 | 343 | 364 | 380 | 340 | 331 | 8% -3% |
| 40-49 | 544 | 532 | 559 | 539 | 453 | 12% -17% |
| 50-64 | 378 | 343 | 346 | 387 | 362 | 9% -4% |
| 65 and over | 38 | 43 | 42 | 32 | 23 | 1% -39% |
| Unknown | 3 | 4 | 3 | 2 | 0 | 0% -100% |
| Total | 3,880 | 3,832 | 4,026 | 4,117 | 3,901 | 100% 1% |

| Undergraduate by Residency | | | | | | |
|----------------------------|---------|---------|---------|---------|---------|---------------|
| | Fa'2016 | Fa'2017 | Fa'2018 | Fa'2019 | Fa'2020 | 5yr Δ |
| New Jersey | 4,186 | 4,157 | 4,203 | 4,240 | 4,129 | Col % 70% -1% |
| Out of State | 1,498 | 1,501 | 1,606 | 1,592 | 1,615 | 27% 8% |
| International | 272 | 311 | 327 | 270 | 169 | 3% -38% |
| Unknown | 0 | 0 | 0 | 0 | 0 | 0% 0% |
| Total | 5,956 | 5,969 | 6,136 | 6,102 | 5,913 | 100% -1% |

| Graduate by Residency | | | | | | |
|-----------------------|---------|---------|---------|---------|---------|--------------|
| | Fa'2016 | Fa'2017 | Fa'2018 | Fa'2019 | Fa'2020 | 5yr Δ |
| New Jersey | 2,793 | 2,739 | 2,892 | 2,946 | 2,847 | Col % 73% 2% |
| Out of State | 821 | 892 | 949 | 981 | 896 | 23% 9% |
| International | 266 | 201 | 185 | 190 | 157 | 4% -41% |
| Unknown | 0 | 0 | 0 | 0 | 1 | 0% - |
| Total | 3,880 | 3,832 | 4,026 | 4,117 | 3,901 | 100% 1% |

Seton Hall University - 5 Year Fall Enrollment Trends

Undergraduate by Status

| | Fa'2016 | Fa'2017 | Fa'2018 | Fa'2019 | Fa'2020 | Col % | 5yr Δ |
|------------------|---------|---------|---------|---------|---------|-------|-------|
| Full-time | 5,494 | 5,554 | 5,777 | 5,782 | 5,724 | 97% | 4% |
| Part-time | 462 | 415 | 359 | 320 | 189 | 3% | -59% |
| Total | 5,956 | 5,969 | 6,136 | 6,102 | 5,913 | 100% | -1% |
| FTE (FT + 1/3PT) | 5,648 | 5,692 | 5,897 | 5,889 | 5,787 | | 2% |

Undergraduate by College

| | Fa'2016 | Fa'2017 | Fa'2018 | Fa'2019 | Fa'2020 | Col % | 5yr Δ |
|------------|---------|---------|---------|---------|---------|-------|-------|
| Arts & Sci | 2,863 | 2,906 | 2,952 | 2,909 | 2,845 | 48% | -1% |
| Business | 1,124 | 1,221 | 1,391 | 1,486 | 1,464 | 25% | 30% |
| Comm & Art | 478 | 441 | 459 | 416 | 410 | 7% | -14% |
| Diplomacy | 328 | 343 | 371 | 367 | 341 | 6% | 4% |
| Education | 268 | 271 | 261 | 265 | 277 | 5% | 3% |
| Nursing | 589 | 474 | 438 | 439 | 452 | 8% | -23% |
| Theology | 60 | 61 | 47 | 28 | 33 | 1% | -45% |
| Non-Matric | 246 | 252 | 217 | 192 | 91 | 2% | -63% |
| Total | 5,956 | 5,969 | 6,136 | 6,102 | 5,913 | 100% | -1% |

Undergraduate by Class Standing

| | Fa'2016 | Fa'2017 | Fa'2018 | Fa'2019 | Fa'2020 | Col % | 5yr Δ |
|------------|---------|---------|---------|---------|---------|-------|-------|
| Freshman | 1,761 | 1,979 | 1,974 | 2,030 | 1,628 | 28% | -8% |
| Sophomore | 1,404 | 1,310 | 1,466 | 1,408 | 1,501 | 25% | 7% |
| Junior | 1,292 | 1,365 | 1,296 | 1,355 | 1,368 | 23% | 6% |
| Senior | 1,417 | 1,246 | 1,344 | 1,252 | 1,360 | 23% | -4% |
| 2nd Degree | 82 | 69 | 56 | 57 | 56 | 1% | -32% |
| Total | 5,956 | 5,969 | 6,136 | 6,102 | 5,913 | 100% | -1% |

Graduate by Status

| | Fa'2016 | Fa'2017 | Fa'2018 | Fa'2019 | Fa'2020 | Col % | 5yr Δ |
|------------------|---------|---------|---------|---------|---------|-------|-------|
| Full-time | 1,676 | 1,711 | 1,812 | 1,809 | 1,717 | 44% | 2% |
| Part-time | 2,204 | 2,121 | 2,214 | 2,308 | 2,184 | 56% | -1% |
| Total | 3,880 | 3,832 | 4,026 | 4,117 | 3,901 | 100% | 1% |
| FTE (FT + 1/3PT) | 2,411 | 2,418 | 2,550 | 2,578 | 2,445 | | 1% |

Graduate by College

| | Fa'2016 | Fa'2017 | Fa'2018 | Fa'2019 | Fa'2020 | Col % | 5yr Δ |
|--------------|---------|---------|---------|---------|---------|-------|-------|
| Arts & Sci | 327 | 336 | 330 | 334 | 306 | 8% | -6% |
| Business | 333 | 287 | 345 | 376 | 414 | 11% | 24% |
| Comm & Art | 138 | 98 | 57 | 47 | 49 | 1% | -64% |
| Diplomacy | 102 | 106 | 107 | 100 | 116 | 3% | 14% |
| Education | 1,049 | 1,025 | 986 | 919 | 825 | 21% | -21% |
| Nursing | 213 | 210 | 235 | 254 | 264 | 7% | 24% |
| Theology | 228 | 196 | 198 | 209 | 178 | 5% | -22% |
| Hlth/Med Sci | 702 | 747 | 795 | 761 | 726 | 19% | 3% |
| Law School | 768 | 821 | 910 | 964 | 1,023 | 26% | 33% |
| Medicine | - | - | 60 | 151 | - | - | - |
| Non-Matric | 20 | 6 | 3 | 2 | 0 | 0% | -100% |
| Total | 3,880 | 3,832 | 4,026 | 4,117 | 3,901 | 100% | 1% |

Graduate by Degree Level

| | Fa'2016 | Fa'2017 | Fa'2018 | Fa'2019 | Fa'2020 | Col % | 5yr Δ |
|-----------|---------|---------|---------|---------|---------|-------|-------|
| Masters | 2,312 | 2,296 | 2,353 | 2,393 | 2,356 | 60% | 2% |
| EdS | 141 | 137 | 130 | 104 | 104 | 3% | -26% |
| Doct-prof | 644 | 664 | 808 | 915 | 848 | 22% | 32% |
| Doct-res | 509 | 528 | 520 | 485 | 440 | 11% | -14% |
| NM/Certif | 274 | 207 | 215 | 220 | 153 | 4% | -44% |
| Total | 3,880 | 3,832 | 4,026 | 4,117 | 3,901 | 100% | 1% |

Seton Hall University - 5 Year Undergraduate Program Enrollment Trends

| | | Fall 2016 | Fall 2017 | Fall 2018 | Fall 2019 | Fall 2020 | Syr Δ | Fall 2020 | | | | | TOTAL | | |
|---|--------------------------------|-----------|--------------|--------------|--------------|--------------|--------------|------------|------------|------------|------------|-------------|------------|----------|--------------|
| | | | | | | | | New FR | Other FR | SO | JR | 2nd SR Degr | | | |
| College of Arts & Sciences | | | | | | | | | | | | | | | |
| AS | BA in Africana Studies | AFST | 0 | 1 | 1 | 1 | 0 | | | | | | | 0 | |
| | BA in Anthropology | ANTH | 15 | 11 | 14 | 12 | 13 | 2 | | 2 | 4 | 5 | | 13 | |
| | BA in Asian Area Studies | ASIA | 11 | 10 | 5 | 2 | 1 | -10 | 1 | | | | | 1 | |
| | BA in Biology | BIOA | 25 | 25 | 27 | 30 | 29 | 4 | 5 | 1 | 7 | 7 | 9 | 29 | |
| | BA in Biology - AT Track | BIAZ | 3 | 5 | 8 | 2 | 2 | -1 | | | | 1 | 1 | 2 | |
| | BA in Catholic Studies | CAST | 4 | 4 | 3 | 1 | 0 | -4 | | | | | | 0 | |
| | BA in Classical Studies | CLAS | 8 | 7 | 12 | 11 | 6 | -2 | 1 | | | 2 | 3 | 6 | |
| | BA in Creative Writing | ENGW | 21 | 24 | 29 | 24 | 23 | 2 | 3 | 1 | 5 | 6 | 8 | 23 | |
| | BA in Criminal Justice | CRIM | 153 | 136 | 150 | 145 | 132 | -21 | 28 | 8 | 31 | 38 | 27 | 132 | |
| | BA in Economics | ECAS | 31 | 37 | 34 | 30 | 25 | -6 | 1 | 1 | 5 | 8 | 10 | 25 | |
| | BA in English | ENGL | 57 | 63 | 53 | 42 | 33 | -24 | 8 | | 4 | 10 | 11 | 33 | |
| | BA in English - Honors | ENGH | 6 | 5 | 3 | 2 | 3 | -3 | | | | | 3 | 3 | |
| | BA in Environmental Studies | ENST | 14 | 19 | 17 | 18 | 19 | 5 | 4 | | 7 | 5 | 3 | 19 | |
| | BA in French | FREN | 0 | 0 | 1 | 0 | 0 | 0 | | | | | | 0 | |
| | BA in General Studies | GENS | 91 | 49 | 28 | 24 | 29 | -62 | | 21 | 7 | 1 | | 29 | |
| | BA in History | HIST | 65 | 65 | 59 | 75 | 65 | 0 | 6 | 4 | 18 | 12 | 25 | 65 | |
| | BA in Italian | ITAL | 2 | 1 | 0 | 0 | 0 | -2 | | | | | | 0 | |
| | BA in Liberal Studies | LSAS | 11 | 14 | 8 | 8 | 8 | -3 | 1 | | | 2 | 5 | 8 | |
| | BA in Ltn America - Latino Stu | LALS | 0 | 1 | 1 | 0 | 1 | 1 | | | | 1 | | 1 | |
| | BA in Modern Languages | MOLG | 7 | 4 | 7 | 6 | 4 | -3 | | | 1 | 1 | 2 | 4 | |
| | BA in Philosophy | PHIL | 22 | 24 | 18 | 18 | 20 | 2 | 1 | 1 | 5 | 7 | 6 | 20 | |
| | BA in Physics | PHYA | 4 | 0 | 1 | 3 | 1 | -3 | | | | | 1 | 1 | |
| | BA in Polical Sci - JD Trk | POLQ | - | - | - | - | 46 | - | 46 | | | | | 46 | |
| | BA in Political Science | POLS | 134 | 145 | 151 | 173 | 163 | 29 | 26 | 7 | 55 | 40 | 35 | 163 | |
| | BA in Pre-Major Studies - BART | BART | 211 | 209 | 251 | 241 | 204 | -7 | 74 | 22 | 68 | 27 | 13 | 204 | |
| | BA in Pre-Major Studies - EART | EART | 16 | 3 | 4 | 3 | 1 | -15 | | | | 1 | | 1 | |
| | BA in Pre-Major Studies - PART | PART | 23 | 24 | 31 | 27 | 12 | -11 | 3 | 2 | 5 | 2 | | 12 | |
| | BA in Pre-Major Studies - PNST | PNST | 38 | 23 | 20 | 10 | 7 | -31 | | 1 | 2 | 4 | | 7 | |
| | BA in Psychology | PSYC | 131 | 145 | 152 | 163 | 180 | 49 | 38 | 8 | 41 | 45 | 48 | 180 | |
| | BA in Psychology - Honors | PSYH | 1 | 0 | 3 | 1 | 3 | 2 | | | | | 3 | 3 | |
| | BA in Psychology - SLP Track | PSSA | - | - | - | 7 | 9 | - | 3 | | 3 | 2 | 1 | 9 | |
| | BA in Religion | RELG | 0 | 0 | 2 | 3 | 1 | 1 | | | 1 | | | 1 | |
| | BA in Religious Studies | RELS | 0 | 0 | 0 | 0 | 1 | 1 | | | | | 1 | 1 | |
| | BA in Soc-Behav Sci - AT Track | SOBZ | 29 | 33 | 16 | 4 | 3 | -26 | | | | | | 3 | |
| | BA in Soc-Behav Sci - OT Track | SOBT | 112 | 120 | 76 | 39 | 20 | -92 | | | | | 20 | 20 | |
| | BA in Soc-Behav Sci - OT Track | SBOT | - | - | 52 | 79 | 88 | - | 17 | 2 | 33 | 34 | 2 | 88 | |
| | BA in Social Work | SOWK | 78 | 75 | 72 | 57 | 51 | -27 | 1 | 4 | 9 | 16 | 21 | 51 | |
| | BA in Social-Behavioral Sci | SBSS | - | - | 44 | 101 | 138 | - | 2 | 5 | 30 | 45 | 56 | 138 | |
| | BA in Social-Behavioral Sci | SOBS | 199 | 208 | 163 | 73 | 31 | -168 | 1 | | 2 | 8 | 20 | 31 | |
| | BA in Sociology | SOCI | 38 | 24 | 20 | 12 | 14 | -24 | 2 | | 2 | 8 | 2 | 14 | |
| | BA in Spanish | SPAN | 3 | 4 | 2 | 3 | 2 | -1 | 1 | | 1 | | | 2 | |
| | BA in Undecided Arts Studies | UART | 167 | 171 | 160 | 168 | 137 | -30 | 68 | 14 | 51 | 4 | | 137 | |
| | BA in Undecided Studies | NART | 4 | 3 | 0 | 0 | 5 | 1 | | 3 | 2 | | | 5 | |
| | BS in Biochemistry | CHBI | 50 | 51 | 66 | 62 | 66 | 16 | 14 | 3 | 15 | 19 | 15 | 66 | |
| | BS in Biology | BIOL | 284 | 348 | 364 | 375 | 367 | 83 | 68 | 5 | 88 | 94 | 112 | 367 | |
| | BS in Biology - A.T. Track | BIOZ | 8 | 10 | 9 | 8 | 9 | 1 | 5 | | 3 | 1 | | 9 | |
| | BS in Biology - MD Track | BIOM | - | - | 30 | 87 | 110 | - | 34 | | 44 | 28 | 4 | 110 | |
| | BS in Biology - P.A. Track | BIOP | 168 | 141 | 133 | 141 | 136 | -32 | 65 | 2 | 41 | 13 | 15 | 136 | |
| | BS in Biology - P.T. Track | BIOT | 117 | 142 | 154 | 153 | 160 | 43 | 55 | | 39 | 35 | 31 | 160 | |
| | BS in Chemistry | CHEM | 9 | 7 | 7 | 15 | 17 | 8 | 1 | | 4 | 6 | 6 | 17 | |
| | BS in Chemistry - ACS | CHAC | 12 | 13 | 16 | 21 | 23 | 11 | 9 | | 5 | 4 | 5 | 23 | |
| | BS in Chemistry - Engrn Track | CHME | 10 | 9 | 10 | 15 | 11 | 1 | 1 | | 4 | 3 | 3 | 11 | |
| | BS in Computer Sci - Honors | CSAH | 0 | 0 | 2 | 0 | 0 | 0 | | | | | | 0 | |
| | BS in Computer Science | CSAS | 60 | 76 | 85 | 75 | 62 | 2 | 16 | 10 | 14 | 9 | 13 | 62 | |
| | BA in Financial Mathematics | MATF | - | - | - | - | 2 | - | | | | 1 | 1 | 2 | |
| | BS in Mathematics | MATH | 29 | 32 | 25 | 24 | 30 | 1 | 4 | 5 | 5 | 5 | 11 | 30 | |
| | BS in Mathematics - Honors | MTHH | 1 | 0 | 0 | 0 | 0 | -1 | | | | | | 0 | |
| | BS in Physics | PHYS | 25 | 26 | 25 | 26 | 24 | -1 | 3 | 2 | 5 | 8 | 6 | 24 | |
| | BS in Physics - Engrn Track | PHYE | 77 | 86 | 78 | 73 | 63 | -14 | 26 | 3 | 12 | 12 | 10 | 63 | |
| | BS in Pre-Science Studies | PSCI | 210 | 209 | 178 | 136 | 134 | -76 | 81 | 13 | 26 | 10 | 4 | 134 | |
| | BS in Psychology | PSYS | 67 | 64 | 70 | 74 | 96 | 29 | 24 | 7 | 27 | 28 | 10 | 96 | |
| | BS in Psychology - Honors | PSSH | 2 | 0 | 2 | 2 | 1 | -1 | | | | | 1 | 1 | |
| | BS in Undecided Sci Studies | USCI | 0 | 0 | 0 | 4 | 4 | 4 | | | 3 | 1 | | 4 | |
| College of Arts & Sciences Total | | | 2,863 | 2,906 | 2,952 | 2,909 | 2,845 | -18 | 748 | 156 | 732 | 618 | 591 | 0 | 2,845 |

Seton Hall University - 5 Year Undergraduate Program Enrollment Trends

| | | | Fall 2016 | Fall 2017 | Fall 2018 | Fall 2019 | Fall 2020 | Syr Δ |
|----------------------------------|--------------------------------|------|--------------|--------------|--------------|--------------|--------------|------------|
| <u>School of Business</u> | | | | | | | | |
| BU | BA in Bus Admin - Bus Track | BUAB | 24 | 28 | 33 | 45 | 34 | 10 |
| | BA in Bus Admin - Dipl Track | BUDI | 1 | 2 | 0 | 0 | 2 | 1 |
| | BA in Bus Admin - Int Bus Trk | BUIB | 6 | 12 | 7 | 12 | 11 | 5 |
| | BA in Bus Admin - Lib Arts Trk | BUAS | - | - | - | 2 | 3 | - |
| | BSB in Accounting | BACC | 200 | 209 | 225 | 212 | 174 | -26 |
| | | BACJ | 20 | 22 | 33 | 39 | 39 | 19 |
| | BSB in Economics | ECON | 58 | 64 | 60 | 60 | 75 | 17 |
| | BSB in Entrepreneurship | BENT | - | - | 7 | 10 | 4 | - |
| | BSB in Finance | BFIN | 238 | 281 | 344 | 362 | 389 | 151 |
| | BSB in Finance and Technology | BFIT | - | - | - | - | 1 | - |
| | BSB in Information Tech Mgmt | BITM | 29 | 38 | 47 | 51 | 50 | 21 |
| | BSB in Management | BMGN | 80 | 75 | 71 | 81 | 86 | 6 |
| | BSB in Marketing | BMKT | 182 | 172 | 195 | 203 | 204 | 22 |
| | BSB in Mathematical Finance | BMAF | 29 | 32 | 42 | 35 | 32 | 3 |
| | BSB in Sport Management | BSPM | 118 | 124 | 147 | 157 | 170 | 52 |
| | BSB in Undecided Business | BUND | 132 | 151 | 156 | 183 | 143 | 11 |
| | | BUNJ | 7 | 11 | 20 | 20 | 22 | 15 |
| | BSB in Undecided Bus - JD Trk | BUNQ | - | - | 4 | 14 | 25 | - |
| School of Business Total | | | 1,124 | 1,221 | 1,391 | 1,486 | 1,464 | 340 |

| | | | | | | | | |
|---|--------------------------------|------|------------|------------|------------|------------|------------|------------|
| <u>College of Communication & The Arts</u> | | | | | | | | |
| CA | BA in Applied Music | MUAP | 4 | 3 | 0 | 1 | 1 | -3 |
| | BA in Art Dsgn Interactive Med | ADIM | 77 | 59 | 66 | 61 | 61 | -16 |
| | BA in Art History | ARTH | 8 | 8 | 3 | 4 | 2 | -6 |
| | | ARTJ | - | 3 | 3 | 2 | 3 | 3 |
| | BA in Broadcast - Visual Media | COBV | 106 | 74 | 45 | 16 | - | - |
| | BA in Communication | COMJ | 6 | 10 | 12 | 12 | 11 | 5 |
| | | COMM | 75 | 50 | 42 | 47 | 49 | -26 |
| | BA in Grph Advertising Design | GIAD | 0 | 0 | 1 | - | - | - |
| | BA in Journalism | COJR | 13 | 31 | 45 | 63 | 61 | 48 |
| | BA in Music | MUSI | - | - | 1 | 5 | 11 | - |
| | BA in Music Education | MUED | 2 | 2 | 2 | 0 | 1 | -1 |
| | BA in Music Performance | MUSP | 0 | 1 | 8 | 1 | 3 | 3 |
| | BA in Pre-Major Studies - CART | CART | 18 | 23 | 18 | 16 | 20 | 2 |
| | BA in Publ Rel and Journalism | COJR | 134 | 66 | 25 | 1 | 2 | -132 |
| | BA in Public Relations | COPR | 11 | 50 | 74 | 61 | 56 | 45 |
| | BA in Theatre | COTR | 20 | 15 | 23 | 13 | 10 | -10 |
| | BA in Undecided Comm - Arts | CAUN | - | 8 | 7 | 17 | 8 | - |
| | BA in Visual and Sound Media | COBF | 4 | 38 | 84 | 96 | 111 | 107 |
| College of Communication & The Arts Total | | | 478 | 441 | 459 | 416 | 410 | -68 |

| | | | | | | | | |
|-----------------------------------|--------------------------------|------|------------|------------|------------|------------|------------|-----------|
| <u>School of Diplomacy</u> | | | | | | | | |
| DI | BSIR in Diplomacy and Intl Rel | DIPJ | 43 | 57 | 63 | 55 | 59 | 16 |
| | | DIPL | 259 | 238 | 251 | 259 | 222 | -37 |
| | BSIR in Dipl - Int Rel - JD Tk | DIPQ | - | 12 | 27 | 37 | 47 | - |
| | BSIR in Pre-Diplomacy Studies | DIPT | 26 | 36 | 30 | 16 | 13 | -13 |
| School of Diplomacy Total | | | 328 | 343 | 371 | 367 | 341 | 13 |

| | | | | | | | | |
|---|--------------------------------|------|------------|------------|------------|------------|------------|----------|
| <u>College of Education & Human Services</u> | | | | | | | | |
| ED | BSE Elem Spec Ed - ABA Track | ESAB | - | 5 | 12 | 10 | 14 | - |
| | BSE in Elementary Special Ed | ESED | 110 | 101 | 95 | 81 | 92 | -18 |
| | BSE in PreMajor Studies - EART | EART | - | 29 | 30 | 36 | 41 | - |
| | BSE in Secondary Education | SCED | 39 | 30 | 27 | 32 | 35 | -4 |
| | BSE in Secondary Special Ed | SSED | 24 | 23 | 18 | 16 | 13 | -11 |
| | BSE in Special Ed Speech-Lang | DVSL | 95 | 83 | 79 | 90 | 82 | -13 |
| College of Education & Human Services Total | | | 268 | 271 | 261 | 265 | 277 | 9 |

| Fall 2020 | | | | | | TOTAL |
|------------|-----------|------------|------------|-------------|----------|--------------|
| New FR | Other FR | SO | JR | 2nd SR Degr | | |
| 15 | 4 | 13 | 2 | | | 34 |
| | | 1 | 1 | | | 2 |
| 4 | 1 | 4 | 2 | | | 11 |
| | | 2 | 1 | | | 3 |
| 23 | 2 | 38 | 55 | 56 | | 174 |
| 9 | | 11 | 12 | 7 | | 39 |
| 13 | 1 | 14 | 24 | 23 | | 75 |
| 1 | 1 | | 1 | 1 | | 4 |
| 31 | 13 | 81 | 141 | 123 | | 389 |
| 1 | | | | | | 1 |
| 1 | 1 | 11 | 15 | 22 | | 50 |
| 4 | 1 | 13 | 38 | 30 | | 86 |
| 19 | 3 | 38 | 74 | 70 | | 204 |
| 4 | | 4 | 10 | 14 | | 32 |
| 36 | 5 | 46 | 40 | 43 | | 170 |
| 67 | 11 | 54 | 11 | | | 143 |
| 9 | 1 | 9 | 3 | | | 22 |
| 13 | | 12 | | | | 25 |
| 250 | 44 | 351 | 430 | 389 | 0 | 1,464 |

| | | | | | | |
|-----------|-----------|------------|------------|------------|----------|------------|
| | | 1 | | | | 1 |
| 8 | 4 | 18 | 15 | 16 | | 61 |
| | | | 2 | | | 2 |
| 1 | | 1 | 1 | | | 3 |
| - | - | - | - | - | - | - |
| 3 | | 1 | 3 | 4 | | 11 |
| 7 | 2 | 11 | 17 | 12 | | 49 |
| - | - | - | - | - | - | - |
| 15 | 1 | 18 | 15 | 12 | | 61 |
| 5 | | 2 | 2 | 2 | | 11 |
| 1 | | | | | | 1 |
| | | 1 | | 2 | | 3 |
| 14 | 3 | 3 | | | | 20 |
| | | | | 2 | | 2 |
| 2 | | 14 | 17 | 23 | | 56 |
| 1 | | 3 | 5 | 1 | | 10 |
| 3 | | 5 | | | | 8 |
| 16 | 4 | 25 | 32 | 34 | | 111 |
| 76 | 14 | 103 | 109 | 108 | 0 | 410 |

| | | | | | | |
|-----------|----------|-----------|-----------|-----------|----------|------------|
| 19 | 2 | 16 | 13 | 9 | | 59 |
| 37 | 3 | 50 | 60 | 72 | | 222 |
| 25 | | 17 | 5 | | | 47 |
| 5 | 3 | 4 | 1 | | | 13 |
| 86 | 8 | 87 | 79 | 81 | 0 | 341 |

| | | | | | | |
|-----------|----------|-----------|-----------|-----------|----------|------------|
| 5 | | | 1 | 8 | | 14 |
| 16 | 1 | 30 | 14 | 31 | | 92 |
| 25 | 2 | 10 | 4 | | | 41 |
| 4 | 3 | 16 | 5 | 7 | | 35 |
| 1 | | 3 | 5 | 4 | | 13 |
| 10 | | 29 | 17 | 26 | | 82 |
| 61 | 6 | 88 | 46 | 76 | 0 | 277 |

Seton Hall University - 5 Year Undergraduate Program Enrollment Trends

| | | Fall 2016 | Fall 2017 | Fall 2018 | Fall 2019 | Fall 2020 | 5yr Δ | Fall 2020 | | | | | TOTAL | | | |
|----------------------------------|--------------------------------|-----------|--------------|--------------|--------------|--------------|--------------|-------------|--------------|------------|--------------|--------------|--------------|-----------|--------------|--|
| | | New FR | Other FR | SO | JR | SR | Degr | | | | | | | | | |
| <u>College of Nursing</u> | | | | | | | | | | | | | | | | |
| NU | BSN in Nursing | NURS | 458 | 344 | 339 | 331 | 339 | -119 | 66 | 4 | 86 | 82 | 101 | 55 | 339 | |
| | BSN in Nursing - Georgian Ct | NUAG | 39 | 47 | 48 | 56 | 55 | 16 | | | | | | | 55 | |
| | BSN in Nursing - Online Track | NURV | 4 | 2 | - | - | - | - | | | | | | | - | |
| | BSN in Nursing - RN Track | NURN | 3 | - | - | - | - | - | | | | | | | - | |
| | BSN in Nursing - Second Degree | NUSD | 40 | 22 | 8 | - | - | - | | | | | | | - | |
| | BSN in Nursing Sec Deg-RN Trk | NUSN | 1 | - | - | - | - | - | | | | | | | - | |
| | BSN in Pre-Major Stu | PINT | - | - | - | - | 4 | - | | | 4 | | | | 4 | |
| | BSN in Pre-Nursing Studies | PRNU | 44 | 59 | 43 | 52 | 54 | 10 | 40 | 4 | 10 | | | | 54 | |
| College of Nursing Total | | | 589 | 474 | 438 | 439 | 452 | -137 | 106 | 8 | 100 | 82 | 101 | 55 | 452 | |
| <u>School of Theology</u> | | | | | | | | | | | | | | | | |
| ST | BA in Catholic Theol - Gen Trk | THEO | 7 | 5 | 5 | 5 | 5 | -2 | | | 3 | | 2 | | 5 | |
| | BA in Catholic Theol-Phil Trk | THEF | 53 | 56 | 40 | 0 | 1 | -52 | | | | | 1 | | 1 | |
| | | THPH | - | - | 2 | 23 | 27 | - | 9 | 3 | 1 | 4 | 10 | | 27 | |
| School of Theology Total | | | 60 | 61 | 47 | 28 | 33 | -27 | 9 | 3 | 4 | 4 | 13 | 0 | 33 | |
| NM | Exchange Student | EXCH | 15 | 13 | 7 | 3 | 1 | -14 | | 1 | | | | | 1 | |
| | Non-Matric - Fast Forward | FFWD | 39 | 32 | 25 | 47 | 60 | 21 | | 60 | | | | | 60 | |
| | Non-Matriculated - Undergrad | NONM | 49 | 32 | 33 | 28 | 30 | -19 | 2 | 27 | | | 1 | | 30 | |
| | ESL Institute - Undergraduate | ESLB | 4 | 1 | 2 | 1 | - | - | | | | | | | - | |
| | ESL Institute - Undergraduate | ESLI | 102 | 103 | 82 | 51 | - | - | | | | | | | - | |
| | ROTC | ROTC | 37 | 71 | 68 | 60 | - | - | | | | | | | - | |
| Non-Matriculated Total | | | 246 | 252 | 217 | 192 | 91 | -155 | 2 | 88 | 0 | 0 | 1 | 0 | 91 | |
| Grand Total | | | 5,956 | 5,969 | 6,136 | 6,102 | 5,913 | -43 | 1,338 | 327 | 1,465 | 1,368 | 1,360 | 55 | 5,913 | |
| *ESL Institute - Undergraduate | | ESLI | | | | | 18 | -84 | | 18 | | | | | 18 | |
| *ROTC | | ROTC | | | | | 54 | 17 | | 54 | | | | | 54 | |

*Beginning in Fall 2020, ESL and ROTC are no longer part of our Federal reporting requirements. Figures are provided for your information but are no longer part of the total

Seton Hall University - 5 Year Graduate Program Enrollment Trends

| | | Fall 2016 | Fall 2017 | Fall 2018 | Fall 2019 | Fall 2020 | Syr Δ | Fall 2020 | | | |
|--|--------------------------------------|-----------|------------|------------|------------|------------|------------|------------|------------|------------|------------|
| | | | | | | | | New | Cont | TOTAL | |
| <u>College of Arts & Sciences</u> | | | | | | | | | | | |
| AS | MA in Asian Area Studies | ASIA | 24 | 16 | 16 | 16 | 11 | -13 | 5 | 6 | 11 |
| | MA in English | ENGL | 27 | 24 | 21 | 21 | 19 | -8 | 6 | 13 | 19 |
| | MA in History | HIST | 16 | 17 | 15 | 16 | 10 | -6 | 2 | 8 | 10 |
| | MA in Jewish Christian Studies | JCST | 17 | 9 | 9 | 14 | 12 | -5 | 3 | 9 | 12 |
| | MPA in Nonprofit Management | NPRV | - | - | 17 | 26 | 29 | - | 8 | 21 | 29 |
| | MPA in Public Administration | PSMA | 37 | 47 | 37 | 26 | 23 | -14 | 5 | 18 | 23 |
| | MS in Biology | BIOL | 25 | 24 | 19 | 20 | 16 | -9 | 5 | 11 | 16 |
| | MS in Chemistry | CHEM | 11 | 14 | 13 | 13 | 12 | 1 | 3 | 9 | 12 |
| | MS in Data Science | DASV | - | - | - | 3 | 10 | - | 6 | 4 | 10 |
| | MS in Experimental Psychology | PSEP | 25 | 25 | 18 | 17 | 23 | -2 | 9 | 14 | 23 |
| | MS in Microbiology | MIBI | 12 | 7 | 10 | 10 | 6 | -6 | 2 | 4 | 6 |
| | MS in Physics | PHYS | - | - | 6 | 9 | 5 | - | 1 | 4 | 5 |
| | MSW in Social Work | SOWK | 23 | 30 | 14 | 16 | 12 | -11 | 4 | 8 | 12 |
| | MSW in Social Work | SWKF | 37 | 42 | 53 | 54 | 46 | 9 | 18 | 28 | 46 |
| | PHD in Chemistry | CHEM | 48 | 45 | 42 | 39 | 40 | -8 | 6 | 34 | 40 |
| | PHD in Molecular Bioscience | MOBS | 24 | 20 | 22 | 20 | 18 | -6 | 0 | 18 | 18 |
| | Data Visualization Certificate | DAVA | 0 | 2 | 3 | 1 | 1 | 1 | 0 | 1 | 1 |
| | Jewish Christian Studies Cert | JWCC | 0 | 4 | 8 | 6 | 1 | 1 | 0 | 1 | 1 |
| | Non-Matriculated Arts-Sciences | ASNM | 1 | 10 | 5 | 7 | 12 | 11 | 0 | 12 | 12 |
| | Nonprofit Org Mgmt Certificate | PSNP | 0 | 0 | 2 | 0 | 0 | 0 | 0 | 0 | 0 |
| College of Arts & Sciences Total | | | 327 | 336 | 330 | 334 | 306 | -21 | 83 | 223 | 306 |
| <u>School of Business</u> | | | | | | | | | | | |
| BU | MBA in Accounting | BACC | 11 | 14 | 13 | 11 | 9 | -2 | 2 | 7 | 9 |
| | MBA in Accounting-Online | BACV | - | - | 3 | 3 | 8 | - | 2 | 6 | 8 |
| | MBA in Finance | BFIN | 65 | 61 | 63 | 60 | 58 | -7 | 15 | 43 | 58 |
| | MBA in Finance-Online | BFIV | - | - | 10 | 19 | 35 | - | 10 | 25 | 35 |
| | MBA in Information Tech Mgmt | BITM | 3 | 8 | 11 | 14 | 19 | 16 | 3 | 16 | 19 |
| | MBA in International Business | BINB | 9 | 4 | 3 | 4 | 6 | -3 | 3 | 3 | 6 |
| | MBA in Management | BMGN | 23 | 18 | 21 | 19 | 25 | 2 | 8 | 17 | 25 |
| | MBA in Marketing | BMKT | 37 | 32 | 28 | 36 | 27 | -10 | 7 | 20 | 27 |
| | MBA in Marketing-Online | BMKV | - | - | 6 | 11 | 23 | - | 10 | 13 | 23 |
| | MBA in Sport Management | BSPM | 7 | 11 | 10 | 10 | 12 | 5 | 6 | 6 | 12 |
| | MBA in Supply Chain Management | BSCM | 15 | 13 | 19 | 17 | 12 | -3 | 1 | 11 | 12 |
| | MBA in Undecided Business | BUND | 7 | 6 | 5 | 9 | 19 | 12 | 8 | 11 | 19 |
| | MBA in Undecided Business-Online | BUNV | - | - | 6 | 8 | 15 | - | 6 | 9 | 15 |
| | MS in Accounting | BGAC | 40 | 40 | 26 | 26 | 20 | -20 | 7 | 13 | 20 |
| | MS in Accounting-Online | BGAV | - | - | 33 | 49 | 49 | - | 7 | 42 | 49 |
| | MS in Business Analytics | BANV | - | - | - | 6 | 26 | - | 12 | 14 | 26 |
| | MS in Professional Accounting | BGPA | 36 | 34 | 24 | 24 | 29 | -7 | 8 | 21 | 29 |
| | MS in Professional Accounting-Online | BGPV | - | - | 9 | 8 | 2 | - | 0 | 2 | 2 |
| | Adv Certificate - Business | BCER | 74 | 34 | 20 | 5 | 2 | -72 | 0 | 2 | 2 |
| | Adv Certificate - Taxation | BCRT | 2 | 0 | 3 | 4 | 1 | -1 | 0 | 1 | 1 |
| | Cert - Accounting | BCAC | 0 | 0 | 8 | 5 | 4 | 4 | 0 | 4 | 4 |
| | Cert - Graduate Business | BCBU | 0 | 0 | 6 | 12 | 7 | 7 | 0 | 7 | 7 |
| | Cert - Supply Chain Management | BCSC | - | - | 1 | 2 | 1 | - | 0 | 1 | 1 |
| | Non-Matriculated - Business | BGNM | 4 | 12 | 17 | 14 | 5 | 1 | 0 | 5 | 5 |
| School of Business Total | | | 333 | 287 | 345 | 376 | 414 | 81 | 115 | 299 | 414 |

Seton Hall University - 5 Year Graduate Program Enrollment Trends

| | | Fall 2016 | Fall 2017 | Fall 2018 | Fall 2019 | Fall 2020 | Syr Δ | Fall 2020 | | | |
|---|---------------------------------|-----------|------------|------------|------------|------------|------------|------------|-----------|-----------|------------|
| | | | | | | | | New | Cont | TOTAL | |
| <u>College of Communication & The Arts</u> | | | | | | | | | | | |
| CA | MA in Communication | COMM | - | - | - | 5 | 11 | - | 6 | 5 | 11 |
| | MA in Museum Professions | ARMS | 39 | 35 | 28 | 20 | 22 | -17 | 7 | 15 | 22 |
| | MA in Public Relations | COPR | 37 | 24 | 11 | 11 | 6 | -31 | 1 | 5 | 6 |
| | MA in Strat Comm Ldr - Online | MACV | 14 | 9 | - | - | - | - | - | - | - |
| | MA in Strategic Communication | SCOM | 46 | 30 | 17 | 10 | 6 | -40 | 0 | 6 | 6 |
| | Non-Matriculated - Comm - Arts | CANM | - | - | 1 | 1 | 2 | - | 0 | 2 | 2 |
| | Organization Comm Certificate | CCOG | 2 | - | - | - | - | - | - | - | - |
| | Strat Comm Ldrshp Certificate | CSSL | 0 | 0 | 0 | 0 | 2 | 2 | 0 | 2 | 2 |
| College of Communication & The Arts Total | | | 138 | 98 | 57 | 47 | 49 | -89 | 14 | 35 | 49 |
| <u>School of Diplomacy</u> | | | | | | | | | | | |
| DI | MADI in Diplomacy and Intl Rel | DIPL | 99 | 87 | 78 | 79 | 92 | -7 | 38 | 54 | 92 |
| | MS in Internat Aff - Exec Trk | DIAX | - | 12 | 23 | 11 | 8 | - | 5 | 3 | 8 |
| | MS in Intl Aff - Exec Tk - Onl | DIXV | - | - | - | 8 | 12 | - | 5 | 7 | 12 |
| | Cert Post-Conflict Recon - Onl | DCPV | - | - | 4 | 1 | 2 | - | 0 | 2 | 2 |
| | Cert Post-Conflict Reconstruc | DCPC | 1 | 2 | 0 | 0 | 0 | -1 | 0 | 0 | 0 |
| | Grad Cert - UN Studies | DCUN | 2 | 5 | 2 | 1 | 2 | 0 | 0 | 2 | 2 |
| School of Diplomacy Total | | | 102 | 106 | 107 | 100 | 116 | 14 | 48 | 68 | 116 |
| <u>College of Education & Human Services</u> | | | | | | | | | | | |
| ED | MA - Major in Counseling | CNSL | 29 | 36 | 29 | 33 | 38 | 9 | 9 | 29 | 38 |
| | MA - Major in Counseling - Onl | CNSV | 60 | 52 | 41 | 37 | 42 | -18 | 14 | 28 | 42 |
| | MA in Applied Behavior Analysis | EABA | - | - | - | - | 8 | - | 5 | 3 | 8 |
| | MA in Counseling Psychology | CSPS | 0 | 0 | 0 | 0 | 2 | 2 | 0 | 2 | 2 |
| | MA in Hum Res Trn-Dv - On-Line | HRTV | 66 | 53 | 38 | 45 | 36 | -30 | 9 | 27 | 36 |
| | MA in Human Resource Train-Dev | HRTL | 134 | 109 | 107 | 70 | 51 | -83 | 8 | 43 | 51 |
| | MA in Psychological Studies | PSST | 32 | 29 | 24 | 31 | 30 | -2 | 12 | 18 | 30 |
| | MA in School Counsel - Online | SCOV | 82 | 102 | 110 | 98 | 107 | 25 | 32 | 75 | 107 |
| | MA in School Counseling | SCOU | 4 | 4 | 7 | 11 | 14 | 10 | 4 | 10 | 14 |
| | MA in Special Education | SPED | 21 | 20 | 27 | 26 | 21 | 0 | 4 | 17 | 21 |
| | MAE in College Stu Persnl Adm | CSPA | 5 | 2 | - | - | - | - | - | - | - |
| | MAE in Ed Ldr Mgt Pol - Online | ELMV | 20 | 20 | 16 | 5 | 1 | -19 | 0 | 1 | 1 |
| | MAE in Ed Leadership Mgmt Pol | ELMP | 9 | 7 | 4 | 2 | 5 | -4 | 0 | 5 | 5 |
| | MAE in Exec Ed Ldrshp Mgmt Pol | EXMA | 46 | 27 | 42 | 42 | 27 | -19 | 7 | 20 | 27 |
| | MAE in Higher Ed - Stu Affairs | HRSA | 5 | 7 | 8 | 8 | 10 | 5 | 3 | 7 | 10 |
| | MAE in Instruction Design Tech | IDAT | 19 | 18 | 12 | 23 | 27 | 8 | 7 | 20 | 27 |
| | MS in Marriage and Fam Therapy | MACS | 24 | 21 | 15 | 10 | 3 | -21 | 0 | 3 | 3 |
| | EDS in Ed Leadership Mgmt Pol | ELMP | 14 | 9 | 8 | 5 | 5 | -9 | 0 | 5 | 5 |
| | | ELPP | 36 | 40 | 31 | 16 | 18 | -18 | 3 | 15 | 18 |
| | EDS in Ed Ldr Mgt Pol - Online | ELMV | 0 | 0 | 0 | 4 | 1 | 1 | 0 | 1 | 1 |
| | EDS in Exec Ed Ldrshp Mgmt Pol | EXES | 55 | 61 | 49 | 45 | 55 | 0 | 11 | 44 | 55 |
| | EDS in Marriage and Fam Ther | MACS | 4 | 1 | - | - | - | - | - | - | - |
| | EDS in Prof Counseling - Onl | PROV | 15 | 11 | 24 | 19 | 14 | -1 | 1 | 13 | 14 |
| | EDS in Professional Counseling | PROC | 2 | 1 | 3 | 2 | 1 | -1 | 0 | 1 | 1 |
| | EDS in School Psychology | SCPS | 0 | 0 | 0 | 6 | 10 | 10 | 4 | 6 | 10 |
| | EDS in School-Community Psych | SPSY | 15 | 14 | 15 | 7 | 0 | -15 | 0 | 0 | 0 |
| | EDD in Ed Leadership Mgmt Pol | ELMP | 97 | 126 | 116 | 107 | 85 | -12 | 12 | 73 | 85 |
| | EDD in Exec Ed Ldrshp Mgmt Pol | EXEC | 82 | 81 | 90 | 61 | 54 | -28 | 0 | 54 | 54 |
| | EDD in Higher Education | HRED | 20 | 24 | 20 | 32 | 31 | 11 | 6 | 25 | 31 |

Seton Hall University - 5 Year Graduate Program Enrollment Trends

| | | Fall 2016 | Fall 2017 | Fall 2018 | Fall 2019 | Fall 2020 | Syr Δ | Fall 2020 | | | |
|--|--------------------------------|--------------|--------------|------------|------------|------------|-------------|------------|------------|------------|----|
| | | | | | | | | New | Cont | TOTAL | |
| PHD in Counseling Psychology | CSPS | 21 | 26 | 25 | 28 | 29 | 8 | 5 | 24 | 29 | |
| PHD in Family Psychology | FPSY | 2 | 2 | 1 | 1 | 1 | -1 | 0 | 1 | 1 | |
| PHD in Higher Education | HRED | 77 | 77 | 76 | 71 | 59 | -18 | 2 | 57 | 59 | |
| Applied Behavior Analysis Cert | ECAB | 1 | 1 | 1 | 1 | 0 | -1 | 0 | 0 | 0 | |
| Ed Ldrshp Supervisory Cert | ECSU | 16 | 15 | 14 | 20 | 16 | 0 | 0 | 16 | 16 | |
| Educational Media Certificate | EMCO | 4 | 2 | 5 | 9 | 3 | -1 | 0 | 3 | 3 | |
| Info Tech Cert-Grad | GCIT | 0 | 0 | 0 | 0 | 2 | 2 | 1 | 1 | 2 | |
| Marriage and Fam Therapy Cert | CMFT | 0 | 1 | 0 | 1 | 0 | 0 | 0 | 0 | 0 | |
| Non-Matriculated - Education | EDNM | 14 | 12 | 17 | 12 | 9 | -5 | 0 | 9 | 9 | |
| Post-MA in School Counseling | PMSC | 1 | 2 | 1 | 2 | 2 | 1 | 0 | 2 | 2 | |
| Sports Psychology Certificate | CSPT | 1 | 0 | 0 | 0 | 0 | -1 | 0 | 0 | 0 | |
| Tch Engl 2nd Lang Certificate | TESL | 1 | 3 | 3 | 8 | 5 | 4 | 0 | 5 | 5 | |
| Tchr Cert - Alt Route Studies | GRAL | 1 | 0 | 1 | 0 | 0 | -1 | 0 | 0 | 0 | |
| Tchr Stu with Disability Cert | SPCO | 1 | 1 | 1 | 13 | 1 | 0 | 0 | 1 | 1 | |
| Teacher Development | CEAS | 13 | 5 | 5 | 6 | 1 | -12 | 0 | 1 | 1 | |
| Transition Studies Certificate | SPCT | 0 | 3 | 0 | 2 | 1 | 1 | 0 | 1 | 1 | |
| College of Education & Human Services Total | | 1,049 | 1,025 | 986 | 919 | 825 | -224 | 159 | 666 | 825 | |
| <u>College of Nursing</u> | | | | | | | | | | | |
| NU | MSN Adult-Gero Acute Care NP | NAAV | - | - | 61 | 78 | 98 | - | 25 | 73 | 98 |
| | MSN Adult-Gero Primary Care NP | NAPV | - | - | 44 | 50 | 51 | - | 11 | 40 | 51 |
| | MSN Hlth Sys Adm w Case Mgmt | NHCV | - | - | 12 | 16 | 9 | - | 0 | 9 | 9 |
| | MSN in Acute Care ANP-GNP | MNAC | 27 | 38 | 3 | - | - | - | - | - | |
| | MSN in Acute Care PNP | MSCC | 1 | 1 | - | - | - | - | - | - | |
| | MSN in Case Mgmt-Hlth Sys Adm | MSCH | 5 | 6 | - | - | - | - | - | - | |
| | MSN in Clinical Nurse Leader | NULD/NULE | 39 | 43 | 28 | 27 | 23 | -16 | 9 | 14 | 23 |
| | MSN in Health Systems Admin | MSHS/NHSV | 22 | 9 | 1 | 1 | 0 | -22 | 0 | 0 | 0 |
| | MSN in Hlth Sys Adm w/ Ca Mgt | MSHC | - | 6 | 6 | - | - | - | - | - | |
| | MSN in Primary Care ANP-GNP | MNPC | 36 | 36 | 7 | - | - | - | - | - | |
| | MSN in Primary Care PNP | MSNY | 26 | 23 | 4 | - | - | - | - | - | |
| | MSN Pediatric Primary Care NP | NPPV | - | - | 24 | 26 | 29 | 29 | 9 | 20 | 29 |
| | DNP in Adv Nursing Practice | NUNP/NUNV | 24 | 21 | 16 | 25 | 26 | 2 | 2 | 24 | 26 |
| | PHD in Nursing | NURS/NUPH | 25 | 21 | 25 | 28 | 27 | 2 | 1 | 26 | 27 |
| | Cert Adult-Gero Acute Care NP | NCGV | - | - | - | 3 | 1 | - | 0 | 1 | 1 |
| | Cert Case Management | GNCM | 1 | 0 | 1 | - | - | - | - | - | |
| | Non-Matriculated Grad Nursing | NUNM | - | - | 2 | 0 | 0 | - | 0 | 0 | 0 |
| | Non-Matriculated - Nursing | GNNM | 6 | 6 | - | - | - | - | - | - | |
| | Post MSN Cert Primary Care PNP | GNCY | 1 | 0 | - | - | - | - | - | - | |
| | Post MSN Crt AcuteCare ANP-GNP | GNCC | - | - | 1 | - | - | - | - | - | |
| | Post-MSN Cert ExecHlthcare Adm | NCXV | - | - | 1 | 0 | 0 | - | 0 | 0 | 0 |
| College of Nursing Total | | 213 | 210 | 235 | 254 | 264 | 51 | 57 | 207 | 264 | |
| <u>School of Theology</u> | | | | | | | | | | | |
| ST | MAM in Ministry Spiritual Dir | SPTM | 4 | 6 | 8 | 7 | 7 | 3 | 5 | 2 | 7 |
| | MAM in Youth Ministry | YTHM | 1 | 1 | 0 | 0 | 0 | -1 | 0 | 0 | 0 |
| | MAT in Bibl Studies-No Thesis | BIBN | 5 | 6 | 3 | 3 | 4 | -1 | 2 | 2 | 4 |
| | MAT in Biblical Studies | BIBL | 5 | 3 | 5 | 5 | 4 | -1 | 0 | 4 | 4 |
| | MAT in Christian Ethics | CETH | 3 | 3 | 4 | 3 | 3 | 0 | 0 | 3 | 3 |
| | MAT in Christian Eth-No Thesis | CETN | 3 | 2 | 3 | 1 | 1 | -2 | 0 | 1 | 1 |
| | MAT in Ecclesial His-No Thesis | HSTN | 1 | 1 | 2 | 1 | 2 | 1 | 0 | 2 | 2 |
| | MAT in Ecclesial History | HSTD | 1 | 1 | 0 | 0 | 2 | 1 | 1 | 1 | 2 |
| | MAT in Sys Theology-No Thesis | STHN | 66 | 52 | 59 | 82 | 55 | -11 | 19 | 36 | 55 |
| | MAT in Systematic Theology | STHO | 3 | 5 | 8 | 8 | 7 | 4 | 1 | 6 | 7 |

Seton Hall University - 5 Year Graduate Program Enrollment Trends

| | | Fall 2016 | Fall 2017 | Fall 2018 | Fall 2019 | Fall 2020 | Syr Δ | Fall 2020 | | | |
|---|---------------------------------|------------|------------|------------|------------|------------|------------|------------|------------|------------|------------|
| | | | | | | | | New | Cont | TOTAL | |
| | MDM in Pastoral Ministry | DIVS | 82 | 69 | 70 | 65 | 64 | -18 | 13 | 51 | 64 |
| | MDM in Pastoral Min-No Thesis | DIVN | 2 | 6 | 11 | 9 | 7 | 5 | 1 | 6 | 7 |
| | Cert - Catholic Evangelization | STCE | 14 | 8 | 6 | 3 | 6 | -8 | 0 | 6 | 6 |
| | Cert - Diaconal Studies | STCD | 12 | 10 | 8 | 14 | 10 | -2 | 0 | 10 | 10 |
| | Cert - Spirituality | STCS | 1 | 1 | 1 | 0 | 0 | -1 | 0 | 0 | 0 |
| | Cert - Theolog Ed - Parish Srv | STEP | 13 | 8 | 2 | 2 | 0 | -13 | 0 | 0 | 0 |
| | Non-Matriculated - Theology | STNM | 12 | 14 | 8 | 6 | 6 | -6 | 0 | 6 | 6 |
| School of Theology Total | | | 228 | 196 | 198 | 209 | 178 | -50 | 42 | 136 | 178 |
| <u>School of Health & Medical Sciences</u> | | | | | | | | | | | |
| GM | MHA in Healthcare Adm - Online | HCAV/HSVA | 74 | 75 | 72 | 65 | 2 | -72 | 2 | 0 | 2 |
| | MHA in Healthcare Admin | HCAD/HSAD | 66 | 69 | 66 | 48 | 112 | 46 | 38 | 74 | 112 |
| | MS in Athletic Training | GMAT/HSAT | 41 | 36 | 35 | 29 | 20 | -21 | 1 | 19 | 20 |
| | MS in Occupational Therapy | GMOT/HSOT | 128 | 142 | 150 | 154 | 155 | 27 | 40 | 115 | 155 |
| | MS in Physician Assistant | GMPA/HSPA | 73 | 108 | 135 | 165 | 161 | 88 | 46 | 115 | 161 |
| | MS in Speech Lang Pathology | GMSL/HSSL | 93 | 98 | 99 | 101 | 91 | -2 | 42 | 49 | 91 |
| | DPT in Physical Therapy | GDPT/HSPT | 111 | 112 | 132 | 96 | 86 | -25 | 0 | 86 | 86 |
| | PHD in Health Sciences | HSCI/HSSC | 113 | 106 | 103 | 98 | 96 | -17 | 8 | 88 | 96 |
| | Cert: Population Hlth Mgmt | HCHM | - | - | 1 | 2 | 1 | - | 0 | 1 | 1 |
| | Healthcare Certificate | HCCT/HCST | 2 | 1 | 2 | 2 | 1 | -1 | 0 | 1 | 1 |
| | Global Health Mgmt Certificate | HSGH | - | - | - | - | 1 | - | 0 | 1 | 1 |
| | Non-Matriculated - Grad Med Ed | GMNM/HSNM | 1 | 0 | 0 | 1 | 0 | -1 | 0 | 0 | 0 |
| School of Health & Medical Sciences Total | | | 702 | 747 | 795 | 761 | 726 | 24 | 177 | 549 | 726 |
| <u>School of Law</u> | | | | | | | | | | | |
| LW | MSJ in Fin Svcs & Health Hosp | FSHH | 4 | 2 | 3 | 2 | 2 | -2 | 1 | 1 | 2 |
| | MSJ in Financial Services Comp | FINSC/FSCM | 33 | 60 | 55 | 45 | 32 | -1 | 4 | 28 | 32 |
| | MSJ in Financial Svcs & IP | FSIP | 1 | 2 | 3 | 3 | 3 | 2 | 0 | 3 | 3 |
| | MSJ in Financial Svcs & Pharma | FSPM | 1 | 3 | 2 | 1 | 3 | 2 | 1 | 2 | 3 |
| | MSJ in Financial Svcs & Privacy | FSPL | - | - | 3 | 1 | 1 | - | 0 | 1 | 1 |
| | MSJ in Health & Hospital Law | HCST/HHOS | 52 | 54 | 55 | 55 | 48 | -4 | 9 | 39 | 48 |
| | MSJ in Health Hosp and Phar Dv | HCPM | 32 | 42 | 22 | 20 | 17 | -15 | 1 | 16 | 17 |
| | MSJ in Health Law and Int Prop | HCIP | 8 | 5 | 4 | 4 | 4 | -4 | 1 | 3 | 4 |
| | MSJ in Intellectual Property | INPR | 15 | 19 | 11 | 10 | 3 | -12 | 0 | 3 | 3 |
| | MSJ in Pharm & Med Dev & Comp | PMDC | 47 | 40 | 53 | 59 | 56 | 9 | 9 | 47 | 56 |
| | MSJ in Pharm & Med Dev and IP | PMIP | 10 | 18 | 12 | 8 | 6 | -4 | 3 | 3 | 6 |
| | MSJ in Priv Lw & Phar Med Comp | PLPM | - | - | 2 | 5 | 5 | - | 1 | 4 | 5 |
| | MSJ in Privacy Law & Cyber Sec | PLCS | - | - | 9 | 22 | 28 | - | 5 | 23 | 28 |
| | MSJ in Privacy Lw & Fin Svc Lw | PLFS | - | - | 5 | 8 | 9 | - | 2 | 7 | 9 |
| | MSJ in Privacy Lw & Hlth Hosp | PLHH | - | - | 6 | 6 | 6 | - | 0 | 6 | 6 |
| | MSJ in Privacy Lw & IP Law | PLIP | - | - | 5 | 4 | 7 | - | 2 | 5 | 7 |
| | LLM in Fin Svcs Compliance | FSCM | 0 | 1 | 4 | 0 | 2 | 2 | 1 | 1 | 2 |
| | LLM in Health Law and Publ Pol | HLPP | 2 | 4 | 5 | 10 | 10 | 8 | 1 | 9 | 10 |
| | LLM in Intellectual Property | INPR | 2 | 1 | 0 | 0 | 0 | -2 | 0 | 0 | 0 |
| | JD in Law | LAW | 509 | 531 | 600 | 644 | 736 | 227 | 269 | 467 | 736 |

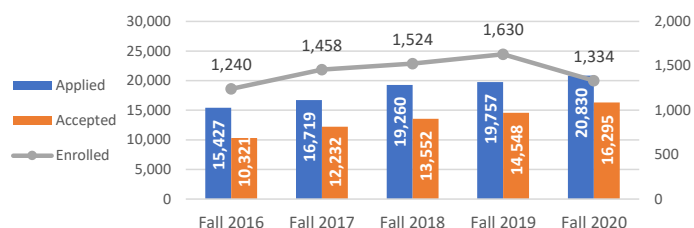
Seton Hall University - 5 Year Graduate Program Enrollment Trends

| | | Fall 2016 | Fall 2017 | Fall 2018 | Fall 2019 | Fall 2020 | Syr Δ | Fall 2020 | | |
|----------------------------------|-----------------------------|------------|--------------|--------------|--------------|--------------|--------------|------------|--------------|--------------|
| | | | | | | | | New | Cont | TOTAL |
| Exchange Student | EXCH/EXCL | 4 | 2 | 2 | 2 | 0 | -4 | 0 | 0 | 0 |
| Grad Cert in Fin Svcs Comp | FNSC | 3 | 7 | 2 | 5 | 0 | -3 | 0 | 0 | 0 |
| | GCFS | 0 | 0 | 2 | 3 | 10 | 10 | 0 | 10 | 10 |
| | PLFS | 0 | 0 | 1 | 0 | 0 | 0 | 0 | 0 | 0 |
| Grad Cert in Health & Hosp Law | GCHH | 0 | 0 | 8 | 6 | 5 | 5 | 0 | 5 | 5 |
| | LWGC | 11 | 7 | 0 | 2 | 0 | -11 | 0 | 0 | 0 |
| Grad Cert in IP Law | GCIP | 0 | 0 | 3 | 3 | 3 | 3 | 0 | 3 | 3 |
| | LWGC | 2 | 0 | 0 | 0 | 0 | -2 | 0 | 0 | 0 |
| | LWIP | 7 | 6 | 1 | 0 | 0 | -7 | 0 | 0 | 0 |
| Grad Cert in Phar & Med Dev Lw | LWPL | 10 | 2 | 1 | 0 | 0 | -10 | 0 | 0 | 0 |
| Grad Cert in Phar & Med Dv Lw | GCPM | 0 | 0 | 22 | 17 | 19 | 19 | 0 | 19 | 19 |
| | LWPL | 14 | 15 | 2 | 0 | 0 | -14 | 0 | 0 | 0 |
| Grad Cert in Privacy Law | GCPL | 0 | 0 | 6 | 16 | 8 | 8 | 0 | 8 | 8 |
| | PLCS | 0 | 0 | 1 | 0 | 0 | 0 | 0 | 0 | 0 |
| Health & Hospital Law | HHOS | 0 | 0 | 0 | 1 | 0 | 0 | 0 | 0 | 0 |
| Non-Matriculated - Law | NMLW | 1 | 0 | 0 | 2 | 0 | -1 | 0 | 0 | 0 |
| Phar & Med Dev Lw & Compliance | PMDC | 0 | 0 | 0 | 0 | 0 | 0 | 0 | 0 | 0 |
| School of Law Total | | 768 | 821 | 910 | 964 | 1,023 | 255 | 310 | 713 | 1,023 |
| <i>School of Medicine</i> | | | | | | | | | | |
| SM | MD in Medicine | MEDI | - | - | 60 | 151 | - | - | - | - |
| School of Medicine Total | | | - | - | 60 | 151 | - | - | - | - |
| NM | ESL Institute - Graduate | ESLG | 0 | 1 | 0 | 0 | 0 | 0 | 0 | 0 |
| | Non-Matriculated - Graduate | GRNM | 20 | 5 | 3 | 2 | 0 | -20 | 0 | 0 |
| Non-Matriculated Total | | | 20 | 6 | 3 | 2 | 0 | -20 | 0 | 0 |
| Grand Total | | | 3,880 | 3,832 | 4,026 | 4,117 | 3,901 | 21 | 1,005 | 2,896 |
| | | | | | | | | | 3,901 | |

Seton Hall University - 5 Year Freshman Admission Trends

Applications

| | Fa'2016 | Fa'2017 | Fa'2018 | Fa'2019 | Fa'2020 | 5yr Δ |
|-------------|---------|---------|---------|---------|---------|-------|
| Applied | 15,427 | 16,719 | 19,260 | 19,757 | 20,830 | 35% |
| Accepted | 10,321 | 12,232 | 13,552 | 14,548 | 16,295 | 58% |
| Enrolled FT | 1,240 | 1,458 | 1,524 | 1,630 | 1,334 | 8% |
| Accept Rate | 76% | 67% | 73% | 70% | 78% | |
| Yield | 13% | 12% | 12% | 11% | 8% | |



FT Freshmen by Gender

| | Fa'2016 | Fa'2017 | Fa'2018 | Fa'2019 | Fa'2020 | Col % | 5yr Δ |
|-------|---------|---------|---------|---------|---------|-------|-------|
| Men | 622 | 687 | 748 | 776 | 661 | 50% | 6% |
| Women | 618 | 771 | 776 | 854 | 673 | 50% | 9% |
| Total | 1,240 | 1,458 | 1,524 | 1,630 | 1,334 | 100% | 8% |

FT Freshmen by Race/Ethnicity

| | Fa'2016 | Fa'2017 | Fa'2018 | Fa'2019 | Fa'2020 | Col % | 5yr Δ |
|--------------|---------|---------|---------|---------|---------|-------|-------|
| Hispanic | 227 | 281 | 284 | 297 | 282 | 21% | 24% |
| Black | 109 | 105 | 123 | 113 | 119 | 9% | 9% |
| Asian | 137 | 180 | 175 | 218 | 168 | 13% | 23% |
| Pac Isllder | 1 | 2 | 0 | 0 | 0 | 0% | - |
| Am Ind/Alskn | 1 | 0 | 2 | 1 | 1 | 0% | - |
| White | 666 | 786 | 840 | 862 | 681 | 51% | 2% |
| 2+ Races | 64 | 67 | 71 | 78 | 56 | 4% | -13% |
| Unknown | 35 | 37 | 29 | 61 | 27 | 2% | -23% |
| Total | 1,240 | 1,458 | 1,524 | 1,630 | 1,334 | 100% | 8% |

FT Freshmen by College

| | Fa'2016 | Fa'2017 | Fa'2018 | Fa'2019 | Fa'2020 | Col % | 5yr Δ |
|------------|---------|---------|---------|---------|---------|-------|-------|
| Arts & Sci | 667 | 783 | 804 | 894 | 746 | 56% | 12% |
| Business | 279 | 288 | 335 | 330 | 250 | 19% | -10% |
| Comm & Art | 70 | 84 | 99 | 79 | 76 | 6% | 9% |
| Diplomacy | 90 | 111 | 124 | 114 | 86 | 6% | -4% |
| Education | 33 | 64 | 48 | 71 | 61 | 5% | 85% |
| Nursing | 95 | 118 | 111 | 142 | 106 | 8% | 12% |
| Theology | 6 | 10 | 3 | 0 | 9 | 1% | 50% |
| Total | 1,240 | 1,458 | 1,524 | 1,630 | 1,334 | 100% | 8% |

FT Freshmen by Residency

| | Fa'2016 | Fa'2017 | Fa'2018 | Fa'2019 | Fa'2020 | Col % | 5yr Δ |
|--------------|---------|---------|---------|---------|---------|-------|-------|
| New Jersey | 818 | 973 | 942 | 1,076 | 867 | 65% | 6% |
| Out of State | 383 | 434 | 533 | 525 | 453 | 34% | 18% |
| Int'l (visa) | 39 | 51 | 49 | 29 | 14 | 1% | -64% |
| Total | 1,240 | 1,458 | 1,524 | 1,630 | 1,334 | 100% | 8% |

FT Freshmen by Housing Status

| | Fa'2016 | Fa'2017 | Fa'2018 | Fa'2019 | Fa'2020 | Col % | 5yr Δ |
|----------|---------|---------|---------|---------|---------|-------|-------|
| Resident | 926 | 1,097 | 1,173 | 1,213 | 755 | 57% | -18% |
| Commuter | 314 | 361 | 351 | 417 | 579 | 43% | 84% |
| Total | 1,240 | 1,458 | 1,524 | 1,630 | 1,334 | 100% | 8% |

FT Freshmen by SAT Distribution & Average SAT

| | Fa'2016 | Fa'2017 | Fa'2018 | Fa'2019 | Fa'2020 | Col % | 5yr Δ |
|-------------|---------|---------|---------|---------|---------|-------|-------|
| 1400 - 1600 | 50 | 34 | 88 | 124 | 94 | 8% | 88% |
| 1300 - 1399 | 207 | 174 | 231 | 260 | 191 | 17% | -8% |
| 1200 - 1299 | 388 | 445 | 512 | 509 | 374 | 34% | -4% |
| 1100 - 1199 | 307 | 388 | 416 | 409 | 353 | 32% | 15% |
| 1000 - 1099 | 76 | 92 | 76 | 109 | 97 | 9% | 28% |
| Under 1000 | 12 | 13 | 5 | 12 | 3 | 0% | -75% |
| Total w/SAT | 1,040 | 1,146 | 1,328 | 1,423 | 1,112 | 100% | 7% |
| Avg SAT | 1226 | 1214 | 1231 | 1235 | 1229 | | +3 |

Note: SAT reported at new scale; older scores converted.

FT Freshmen by HS GPA

| | Fa'2016 | Fa'2017 | Fa'2018 | Fa'2019 | Fa'2020 | Col % | 5yr Δ |
|-------------|---------|---------|---------|---------|---------|-------|-------|
| 3.75 - 4.00 | 476 | 565 | 654 | 660 | 565 | 43% | 19% |
| 3.50 - 3.74 | 284 | 294 | 298 | 401 | 332 | 25% | 17% |
| 3.25 - 3.49 | 196 | 218 | 205 | 255 | 198 | 15% | 1% |
| 3.00 - 3.24 | 171 | 210 | 222 | 183 | 157 | 12% | -8% |
| 1.00 - 2.99 | 113 | 139 | 125 | 105 | 74 | 6% | -35% |
| Unknown | 0 | 32 | 20 | 26 | 0 | 0% | - |
| Total | 1,240 | 1,458 | 1,524 | 1,630 | 1,326 | 100% | 7% |
| Avg HS GPA | 3.55 | 3.54 | 3.58 | 3.59 | 3.61 | | |

FT Freshmen by HS Rank

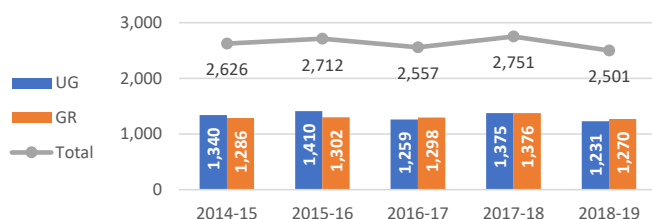
| | Fa'2016 | Fa'2017 | Fa'2018 | Fa'2019 | Fa'2020 | Col % | 5yr Δ |
|--------------|---------|---------|---------|---------|---------|-------|-------|
| Top 10% | 186 | 181 | 172 | 153 | 110 | 33% | -41% |
| Top 25% | 318 | 349 | 360 | 271 | 197 | 60% | -38% |
| Top 50% | 482 | 501 | 523 | 389 | 292 | 88% | -39% |
| Bottom 50% | 57 | 68 | 68 | 59 | 38 | 12% | -33% |
| Total w/Rank | 539 | 569 | 591 | 448 | 330 | | -39% |
| % submitting | 43% | 39% | 39% | 27% | 25% | | |

Annual Tuition and Fees

| | 2016-17 | 2017-18 | 2018-19 | 2019-20 | 2020-21 | Col % | 5yr Δ |
|-------------|----------|----------|----------|----------|----------|-------|-------|
| Tuition | \$37,100 | \$38,400 | \$39,900 | \$41,460 | \$42,920 | 95% | 16% |
| Fees | \$2,158 | \$2,188 | \$2,270 | \$2,320 | \$2,370 | 5% | 10% |
| Total | \$39,258 | \$40,588 | \$42,170 | \$43,780 | \$45,290 | 100% | 15% |
| Annual Incr | | 3.4% | 3.9% | 3.8% | 3.4% | | |

Seton Hall University - 5 Year Degrees Awarded Trends

| Total University | | | | | | |
|------------------|--------------|--------------|--------------|--------------|--------------|----------|
| | 2015-16 | 2016-17 | 2017-18 | 2018-19 | 2019-20 | 5yr Δ |
| | | | | | Col % | |
| Undergrad | 1,340 | 1,410 | 1,259 | 1,375 | 1,231 | 49% -8% |
| Graduate | <u>1,286</u> | <u>1,302</u> | <u>1,298</u> | <u>1,376</u> | <u>1,270</u> | 51% -1% |
| Total | 2,626 | 2,712 | 2,557 | 2,751 | 2,501 | 100% -5% |



| Undergraduate by Gender | | | | | | |
|-------------------------|------------|------------|------------|------------|------------|----------|
| | 2015-16 | 2016-17 | 2017-18 | 2018-19 | 2019-20 | 5yr Δ |
| | | | | | Col % | |
| Men | 545 | 557 | 546 | 545 | 554 | 45% 2% |
| Women | <u>795</u> | <u>853</u> | <u>713</u> | <u>830</u> | <u>677</u> | 55% -15% |
| Total | 1,340 | 1,410 | 1,259 | 1,375 | 1,231 | 100% -8% |

| Graduate by Gender | | | | | | |
|--------------------|------------|------------|------------|------------|------------|----------|
| | 2015-16 | 2016-17 | 2017-18 | 2018-19 | 2019-20 | 5yr Δ |
| | | | | | Col % | |
| Men | 512 | 524 | 536 | 563 | 483 | 38% -6% |
| Women | <u>774</u> | <u>778</u> | <u>762</u> | <u>813</u> | <u>787</u> | 62% 2% |
| Total | 1,286 | 1,302 | 1,298 | 1,376 | 1,270 | 100% -1% |

| Undergraduate by Race/Ethnicity | | | | | | |
|---------------------------------|-----------|-----------|-----------|------------|------------|----------|
| | 2015-16 | 2016-17 | 2017-18 | 2018-19 | 2019-20 | 5yr Δ |
| | | | | | Col % | |
| Hispanic | 239 | 255 | 206 | 247 | 198 | 16% -17% |
| Black | 154 | 160 | 123 | 108 | 105 | 9% -32% |
| Asian | 106 | 138 | 145 | 170 | 148 | 12% 40% |
| Pac Isllder | 2 | 3 | 0 | 4 | 0 | 0% - |
| Am Ind/Alskn | 3 | 1 | 1 | 4 | 2 | 0% - |
| White | 716 | 742 | 657 | 685 | 599 | 49% -16% |
| 2+ Races | 33 | 36 | 44 | 38 | 71 | 6% 115% |
| Unknown | <u>87</u> | <u>75</u> | <u>83</u> | <u>119</u> | <u>108</u> | 9% 24% |
| Total | 1,340 | 1,410 | 1,259 | 1,375 | 1,231 | 100% -8% |

| Graduate by Race/Ethnicity | | | | | | |
|----------------------------|------------|------------|------------|------------|------------|----------|
| | 2015-16 | 2016-17 | 2017-18 | 2018-19 | 2019-20 | 5yr Δ |
| | | | | | Col % | |
| Hispanic | 108 | 127 | 134 | 148 | 145 | 11% 34% |
| Black | 151 | 171 | 167 | 136 | 148 | 12% -2% |
| Asian | 123 | 110 | 110 | 200 | 121 | 10% -2% |
| Pac Isllder | 2 | 4 | 1 | 2 | 0 | 0% - |
| Am Ind/Alskn | 2 | 3 | 1 | 0 | 0 | 0% - |
| White | 650 | 605 | 679 | 691 | 701 | 55% 8% |
| 2+ Races | 16 | 15 | 18 | 19 | 24 | 2% 50% |
| Unknown | <u>234</u> | <u>267</u> | <u>188</u> | <u>180</u> | <u>131</u> | 10% -44% |
| Total | 1,286 | 1,302 | 1,298 | 1,376 | 1,270 | 100% -1% |

| Undergraduate by College | | | | | | |
|--------------------------|-----------|-----------|-----------|-----------|-----------|----------|
| | 2015-16 | 2016-17 | 2017-18 | 2018-19 | 2019-20 | 5yr Δ |
| | | | | | Col % | |
| Arts & Sci | 551 | 586 | 574 | 606 | 518 | 42% -6% |
| Business | 267 | 305 | 291 | 348 | 382 | 31% 43% |
| Comm & Art | 157 | 141 | 124 | 131 | 109 | 9% -31% |
| Diplomacy | 71 | 80 | 64 | 73 | 71 | 6% 0% |
| Education | 76 | 74 | 67 | 77 | 46 | 4% -39% |
| Nursing | 201 | 209 | 122 | 126 | 94 | 8% -53% |
| Theology | <u>17</u> | <u>15</u> | <u>17</u> | <u>14</u> | <u>11</u> | 1% -35% |
| Total | 1,340 | 1,410 | 1,259 | 1,375 | 1,231 | 100% -8% |

| Graduate by College | | | | | | |
|---------------------|------------|------------|------------|------------|------------|----------|
| | 2015-16 | 2016-17 | 2017-18 | 2018-19 | 2019-20 | 5yr Δ |
| | | | | | Col % | |
| Arts & Sci | 99 | 104 | 107 | 103 | 93 | 7% -6% |
| Business | 218 | 132 | 155 | 213 | 146 | 11% -33% |
| Comm & Art | 50 | 60 | 57 | 33 | 20 | 2% -60% |
| Diplomacy | 44 | 39 | 46 | 44 | 42 | 3% -5% |
| Education | 369 | 383 | 344 | 324 | 306 | 24% -17% |
| Nursing | 54 | 59 | 63 | 67 | 48 | 4% -11% |
| Theology | 66 | 52 | 31 | 36 | 64 | 5% -3% |
| Hlth/Med Sci | 198 | 251 | 246 | 313 | 283 | 22% 43% |
| Law School | <u>188</u> | <u>222</u> | <u>249</u> | <u>243</u> | <u>268</u> | 21% 43% |
| Total | 1,286 | 1,302 | 1,298 | 1,376 | 1,270 | 100% -1% |

| Undergraduate by Honor Status | | | | | | |
|-------------------------------|------------|------------|------------|------------|------------|----------|
| | 2015-16 | 2016-17 | 2017-18 | 2018-19 | 2019-20 | 5yr Δ |
| | | | | | Col % | |
| Summa | 76 | 66 | 65 | 94 | 75 | 11% -1% |
| Magna | 276 | 284 | 292 | 332 | 340 | 49% 23% |
| Cum Laude | <u>231</u> | <u>252</u> | <u>232</u> | <u>302</u> | <u>277</u> | 40% 20% |
| Total Honors | 583 | 602 | 589 | 728 | 692 | 100% 19% |
| % of Total | 44% | 43% | 47% | 53% | 56% | |

| Graduate by Degree Level | | | | | | |
|--------------------------|------------|------------|------------|------------|------------|----------|
| | 2015-16 | 2016-17 | 2017-18 | 2018-19 | 2019-20 | 5yr Δ |
| | | | | | Col % | |
| Masters | 936 | 939 | 954 | 995 | 931 | 73% -1% |
| EdS | 96 | 88 | 74 | 82 | 63 | 5% -34% |
| Doct-research | 62 | 78 | 69 | 84 | 74 | 6% 19% |
| Doct-prof'l | <u>192</u> | <u>197</u> | <u>201</u> | <u>215</u> | <u>202</u> | 16% 5% |
| Total | 1,286 | 1,302 | 1,298 | 1,376 | 1,270 | 100% -1% |

Seton Hall University - 5 Year Baccalaureate Degree Trends

| | | 2015-16 | 2016-17 | 2017-18 | 2018-19 | 2019-20 | 5yr Δ | 2019-20 | | | |
|--|--------------------------------|---------|------------|------------|------------|------------|------------|------------|------------|------------|------------|
| | | | | | | | | | Men | Women | TOTAL |
| <u>College of Arts & Sciences</u> | | | | | | | | | | | |
| AS | BA in Africana Studies | AFST | 0 | 0 | 0 | 0 | 1 | 1 | 1 | 0 | 1 |
| | BA in Anthropology | ANTH | 9 | 4 | 4 | 2 | 1 | -8 | 0 | 1 | 1 |
| | BA in Asian Area Studies | ASIA | 0 | 3 | 3 | 2 | 3 | 3 | 1 | 2 | 3 |
| | BA in Biology | BIOA | 6 | 9 | 11 | 6 | 7 | 1 | 2 | 5 | 7 |
| | BA in Biology - AT Track | BIAZ | - | 1 | 1 | 1 | 2 | - | 1 | 1 | 2 |
| | BA in Catholic Studies | CAST | 1 | 1 | 2 | 1 | 1 | 0 | 0 | 1 | 1 |
| | BA in Classical Studies | CLAS | 2 | 1 | 0 | 2 | 5 | 3 | 2 | 3 | 5 |
| | BA in Creative Writ - Honors | ENWH | 1 | 0 | 0 | 0 | 0 | -1 | 0 | 0 | 0 |
| | BA in Creative Writing | ENGW | 2 | 5 | 3 | 6 | 6 | 4 | 3 | 3 | 6 |
| | BA in Criminal Justice | CRIM | 52 | 41 | 32 | 44 | 36 | -16 | 16 | 20 | 36 |
| | BA in Economics | ECAS | 13 | 12 | 17 | 12 | 10 | -3 | 8 | 2 | 10 |
| | BA in English | ENGL | 6 | 16 | 18 | 18 | 11 | 5 | 1 | 10 | 11 |
| | BA in English - Honors | ENGH | 8 | 9 | 5 | 1 | 5 | -3 | 0 | 5 | 5 |
| | BA in Environmental Studies | ENST | 5 | 6 | 5 | 5 | 8 | 3 | 3 | 5 | 8 |
| | BA in History | HIST | 23 | 19 | 19 | 15 | 21 | -2 | 15 | 6 | 21 |
| | BA in Italian | ITAL | 0 | 2 | 1 | 0 | 0 | 0 | 0 | 0 | 0 |
| | BA in Liberal Studies | LSAS | 10 | 5 | 6 | 5 | 3 | -7 | 1 | 2 | 3 |
| | BA in Modern Languages | MOLG | 2 | 0 | 1 | 1 | 2 | 0 | 0 | 2 | 2 |
| | BA in Philosophy | PHIL | 6 | 11 | 4 | 4 | 4 | -2 | 4 | 0 | 4 |
| | BA in Political Science | POLS | 40 | 36 | 37 | 40 | 47 | 7 | 24 | 23 | 47 |
| | BA in Psychology | PSYC | 25 | 25 | 35 | 28 | 30 | 5 | 7 | 23 | 30 |
| | BA in Psychology - Honors | PSYH | 2 | 1 | 0 | 3 | 1 | -1 | 0 | 1 | 1 |
| | BA in Psychology - SLP Track | PSSA | - | - | - | - | 1 | - | 0 | 1 | 1 |
| | BA in Religious Studies | RELS | 1 | 0 | 0 | 0 | 0 | -1 | 0 | 0 | 0 |
| | BA in Soc-Behav Sci - AT Track | SOBZ | 6 | 1 | 5 | 6 | 0 | -6 | 0 | 0 | 0 |
| | BA in Soc-Behav Sci - OT Track | SOBT | 26 | 24 | 23 | 23 | 18 | -8 | 3 | 15 | 18 |
| | BA in Social Work | SOWK | 21 | 33 | 19 | 26 | 18 | -3 | 1 | 17 | 18 |
| | BA in Social-Behavioral Sci | SOBS | 82 | 112 | 104 | 115 | 75 | -7 | 19 | 56 | 75 |
| | BA in Sociology | SOCI | 17 | 13 | 10 | 8 | 4 | -13 | 3 | 1 | 4 |
| | BA in Spanish | SPAN | 5 | 0 | 1 | 2 | 1 | -4 | 0 | 1 | 1 |
| | BS in Biochemistry | CHBI | 17 | 8 | 7 | 21 | 13 | -4 | 8 | 5 | 13 |
| | BS in Biology | BIOL | 73 | 70 | 91 | 78 | 92 | 19 | 32 | 60 | 92 |
| | BS in Biology - A.T. Track | BIOZ | - | 1 | 1 | 1 | 1 | - | 0 | 1 | 1 |
| | BS in Biology - P.A. Track | BIOP | 20 | 41 | 38 | 39 | 14 | -6 | 1 | 13 | 14 |
| | BS in Biology - P.T. Track | BIOT | 26 | 19 | 29 | 15 | 12 | -14 | 4 | 8 | 12 |
| | BS in Chemistry | CHEM | 5 | 5 | 3 | 5 | 3 | -2 | 1 | 2 | 3 |
| | BS in Chemistry - ACS | CHAC | 4 | 4 | 1 | 3 | 1 | -3 | 0 | 1 | 1 |
| | BS in Chemistry - Engnr Track | CHME | 1 | 0 | 0 | 0 | 0 | -1 | 0 | 0 | 0 |
| | BS in Computer Sci - Honors | CSAH | 1 | 0 | 0 | 2 | 0 | -1 | 0 | 0 | 0 |
| | BS in Computer Science | CSAS | 4 | 3 | 7 | 14 | 14 | 10 | 14 | 0 | 14 |
| | BS in Mathematics | MATH | 1 | 1 | 7 | 6 | 3 | 2 | 2 | 1 | 3 |
| | BS in Mathematics - Honors | MTHH | 2 | 6 | 3 | 3 | 1 | -1 | 1 | 0 | 1 |
| | BS in Physics | PHYS | 6 | 8 | 6 | 7 | 9 | 3 | 4 | 5 | 9 |
| | BS in Physics - Engnr Track | PHYE | 6 | 11 | 6 | 11 | 19 | 13 | 11 | 8 | 19 |
| | BS in Psychology | PSYS | 12 | 17 | 9 | 21 | 13 | 1 | 6 | 7 | 13 |
| | BS in Psychology - Honors | PSSH | 2 | 2 | 0 | 4 | 2 | 0 | 0 | 2 | 2 |
| College of Arts & Sciences Total | | | 551 | 586 | 574 | 606 | 518 | -33 | 199 | 319 | 518 |

Seton Hall University - 5 Year Baccalaureate Degree Trends

| | | 2015-16 | 2016-17 | 2017-18 | 2018-19 | 2019-20 | 5yr Δ | 2019-20 | | | |
|---|--------------------------------|---------|------------|------------|------------|------------|------------|------------|------------|------------|------------|
| | | | | | | | | | Men | Women | TOTAL |
| <u>School of Business</u> | | | | | | | | | | | |
| BU | BA in Bus Admin - Bus Track | BUAB | 0 | 0 | 0 | 0 | 1 | 1 | 1 | 0 | 1 |
| | BA in Bus Admin - Dipl Track | BUDI | 0 | 0 | 1 | 1 | 0 | 0 | 0 | 0 | 0 |
| | BSB in Accounting | BACC | 55 | 51 | 47 | 65 | 69 | 14 | 40 | 29 | 69 |
| | | BACJ | 0 | 7 | 3 | 3 | 2 | 2 | 2 | 0 | 2 |
| | BSB in Economics | ECON | 11 | 14 | 20 | 12 | 23 | 12 | 17 | 6 | 23 |
| | BSB in Entrepreneurship | BENT | - | - | - | - | 1 | - | 0 | 1 | 1 |
| | BSB in Finance | BFIN | 77 | 78 | 74 | 117 | 112 | 35 | 80 | 32 | 112 |
| | BSB in Information Tech Mgmt | BITM | 9 | 12 | 18 | 17 | 17 | 8 | 10 | 7 | 17 |
| | BSB in Management | BMGN | 25 | 33 | 31 | 23 | 44 | 19 | 26 | 18 | 44 |
| | BSB in Marketing | BMKT | 58 | 67 | 67 | 66 | 75 | 17 | 41 | 34 | 75 |
| | BSB in Mathematical Finance | BMAF | 6 | 11 | 5 | 14 | 12 | 6 | 9 | 3 | 12 |
| | BSB in Sport Management | BSPM | 26 | 32 | 25 | 30 | 26 | 0 | 25 | 1 | 26 |
| School of Business Total | | | 267 | 305 | 291 | 348 | 382 | 115 | 251 | 131 | 382 |
| <u>College of Communication & The Arts</u> | | | | | | | | | | | |
| CA | BA in Applied Music | MUAP | 1 | 1 | 0 | 0 | 1 | 0 | 1 | 0 | 1 |
| | BA in Art Dsgn Interactive Med | ADIM | 20 | 21 | 19 | 18 | 20 | 0 | 6 | 14 | 20 |
| | BA in Art History | ARTH | 3 | 4 | 1 | 2 | 3 | 0 | 0 | 3 | 3 |
| | BA in Broadcast - Visual Media | COBV | 37 | 35 | 30 | 30 | 7 | -30 | 4 | 3 | 7 |
| | BA in Communication | COMM | 30 | 22 | 20 | 15 | 11 | -19 | 7 | 4 | 11 |
| | BA in Journalism | COJR | - | - | 2 | 3 | 13 | - | 7 | 6 | 13 |
| | BA in Publ Rel and Journalism | COPJ | 61 | 57 | 44 | 22 | 2 | -59 | 1 | 1 | 2 |
| | BA in Public Relations | COPR | - | - | 4 | 26 | 27 | - | 7 | 20 | 27 |
| | BA in Theatre | COTR | 4 | 1 | 3 | 7 | 4 | 0 | 0 | 4 | 4 |
| | BA in Theatre and Performance | COTH | 1 | - | - | - | - | - | - | - | - |
| | BA in Visual and Sound Media | COBF | 0 | 0 | 1 | 8 | 21 | 21 | 11 | 10 | 21 |
| College of Communication & The Arts Total | | | 157 | 141 | 124 | 131 | 109 | -48 | 44 | 65 | 109 |
| <u>School of Diplomacy</u> | | | | | | | | | | | |
| DI | BSIR in Diplomacy and Intl Rel | DIPJ | - | - | 2 | 16 | 6 | - | 3 | 3 | 6 |
| | | DIPL | 71 | 80 | 62 | 57 | 65 | -6 | 31 | 34 | 65 |
| School of Diplomacy Total | | | 71 | 80 | 64 | 73 | 71 | 0 | 34 | 37 | 71 |
| <u>College of Education & Human Services</u> | | | | | | | | | | | |
| ED | BSE Elem Spec Ed - ABA Track | ESAB | - | - | 2 | 6 | 3 | - | 0 | 3 | 3 |
| | BSE in Elementary Special Ed | ESED | 41 | 37 | 33 | 40 | 21 | -20 | 1 | 20 | 21 |
| | BSE in Secondary Education | SCED | 14 | 10 | 9 | 6 | 5 | -9 | 2 | 3 | 5 |
| | BSE in Secondary Special Ed | SSED | 3 | 6 | 5 | 6 | 4 | 1 | 0 | 4 | 4 |
| | BSE in Special Ed Speech-Lang | DVSL | 16 | 20 | 18 | 19 | 13 | -3 | 0 | 13 | 13 |
| | | DVSN | 2 | 1 | - | - | - | - | - | - | - |
| College of Education & Human Services Total | | | 76 | 74 | 67 | 77 | 46 | -30 | 3 | 43 | 46 |

Seton Hall University - 5 Year Baccalaureate Degree Trends

| | | 2015-16 | 2016-17 | 2017-18 | 2018-19 | 2019-20 | 5yr Δ | 2019-20 | | | |
|----------------------------------|--------------------------------|---------|--------------|--------------|--------------|--------------|--------------|-------------|------------|------------|--------------|
| | | | | | | | | Men | Women | TOTAL | |
| <u>College of Nursing</u> | | | | | | | | | | | |
| NU | BSN in Nursing | NURS | 143 | 169 | 83 | 93 | 65 | -78 | 8 | 57 | 65 |
| | BSN in Nursing - Georgian Ct | NUAG | 21 | 16 | 23 | 19 | 26 | 5 | 5 | 21 | 26 |
| | BSN in Nursing - Online Track | NURV | 4 | 3 | 1 | 2 | 0 | -4 | 0 | 0 | 0 |
| | BSN in Nursing - RN Track | NURN | 4 | 2 | 1 | 2 | 0 | -4 | 0 | 0 | 0 |
| | BSN in Nursing - Second Degree | NUSD | 29 | 19 | 13 | 10 | 3 | -26 | 1 | 2 | 3 |
| | BSN in Nursing Sec Deg-RN Trk | NUSN | 0 | 0 | 1 | - | - | - | - | - | - |
| College of Nursing Total | | | 201 | 209 | 122 | 126 | 94 | -107 | 14 | 80 | 94 |
| <u>School of Theology</u> | | | | | | | | | | | |
| ST | BA in Catholic Theol - Gen Trk | THEO | 1 | 0 | 2 | 3 | 2 | 1 | 0 | 2 | 2 |
| | BA in Catholic Theol-Phil Trk | THEF | 16 | 15 | 15 | 11 | 9 | -7 | 9 | 0 | 9 |
| School of Theology Total | | | 17 | 15 | 17 | 14 | 11 | -6 | 9 | 2 | 11 |
| Grand Total | | | 1,340 | 1,410 | 1,259 | 1,375 | 1,231 | -109 | 554 | 677 | 1,231 |

Seton Hall University - 5 Year Graduate Degree Trends

| | | | | | | | | 2019-20 | | | |
|---|--------------------------------|---------|------------|------------|------------|------------|------------|------------|-----------|-----------|------------|
| | | 2015-16 | 2016-17 | 2017-18 | 2018-19 | 2019-20 | 5yr Δ | Men | Women | TOTAL | |
| <u>College of Arts & Sciences</u> | | | | | | | | | | | |
| AS | MA in Asian Area Studies | ASIA | 10 | 16 | 5 | 4 | 8 | -2 | 2 | 6 | 8 |
| | MA in English | ENGL | 21 | 15 | 12 | 14 | 8 | -13 | 2 | 6 | 8 |
| | MA in History | HIST | 4 | 2 | 7 | 5 | 7 | 3 | 2 | 5 | 7 |
| | MA in Jewish Christian Studies | JCST | 4 | 8 | 3 | 6 | 3 | -1 | 1 | 2 | 3 |
| | MPA in Public Administration | PSMA | 23 | 10 | 18 | 20 | 13 | -10 | 1 | 12 | 13 |
| | MPA in Nonprofit Managemet | NPRV | 0 | 0 | 0 | 0 | 2 | 2 | 1 | 1 | 2 |
| | MS in Biology | BIOL | 5 | 4 | 3 | 7 | 8 | 3 | 3 | 5 | 8 |
| | MS in Chemistry | CHEM | 7 | 8 | 7 | 5 | 3 | -4 | 1 | 2 | 3 |
| | MS in Experimental Psychology | PSEP | 8 | 9 | 7 | 11 | 3 | -5 | 1 | 2 | 3 |
| | MS in Microbiology | MIBI | 7 | 7 | 2 | 2 | 3 | -4 | 1 | 2 | 3 |
| | MS in Physics | PHYS | 0 | 0 | 0 | 0 | 3 | 3 | 3 | 0 | 3 |
| | MSW in Social Work | SOWK | 0 | 13 | 21 | 8 | 7 | 7 | 1 | 6 | 7 |
| | | SWKF | 0 | 5 | 16 | 15 | 20 | 20 | 3 | 17 | 20 |
| | PHD in Chemistry | CHEM | 7 | 2 | 4 | 6 | 3 | -4 | 2 | 1 | 3 |
| | PHD in Molecular Bioscience | MOBS | 3 | 5 | 2 | 0 | 2 | -1 | 2 | 0 | 2 |
| College of Arts & Sciences Total | | | 99 | 104 | 107 | 103 | 93 | -6 | 26 | 67 | 93 |
| <u>School of Business</u> | | | | | | | | | | | |
| BU | MBA in Accounting | BACC | 7 | 5 | 5 | 6 | 3 | -4 | 1 | 2 | 3 |
| | MBA in Business Administration | BADM | 0 | 0 | 0 | 1 | 2 | 2 | 1 | 1 | 2 |
| | MBA in Finance | BFIN | 22 | 43 | 25 | 27 | 30 | 8 | 26 | 4 | 30 |
| | MBA in Information Tech Mgmt | BITM | 2 | 0 | 1 | 6 | 3 | 1 | 1 | 2 | 3 |
| | MBA in International Business | BINB | 0 | 2 | 3 | 0 | 0 | 0 | 0 | 0 | 0 |
| | MBA in Management | BMGN | 95 | 8 | 39 | 97 | 7 | -88 | 1 | 6 | 7 |
| | MBA in Marketing | BMKT | 13 | 11 | 19 | 8 | 22 | 9 | 7 | 15 | 22 |
| | | BMKV | - | - | - | - | 2 | - | 0 | 2 | 2 |
| | MBA in Sport Management | BSPM | 7 | 0 | 4 | 2 | 1 | -6 | 1 | 0 | 1 |
| | MBA in Supply Chain Management | BSCM | 2 | 10 | 5 | 6 | 10 | 8 | 9 | 1 | 10 |
| | MS in Accounting | BGAC | 52 | 30 | 23 | 14 | 14 | -38 | 7 | 7 | 14 |
| | | BGAV | - | - | - | - | 11 | - | 8 | 3 | 11 |
| | MS in Professional Accounting | BGPA | 17 | 23 | 31 | 46 | 34 | 17 | 23 | 11 | 34 |
| | | BGPV | - | - | - | - | 7 | - | 5 | 2 | 7 |
| | MS in Taxation | BTAX | 1 | - | - | - | - | - | - | - | - |
| School of Business Total | | | 218 | 132 | 155 | 213 | 146 | -72 | 90 | 56 | 146 |
| <u>College of Communication & The Arts</u> | | | | | | | | | | | |
| CA | MA in Communication | COMM | - | - | - | - | 1 | - | 0 | 1 | 1 |
| | MA in Corp and Profession Comm | CPOC | 1 | - | - | - | - | - | - | - | - |
| | MA in Museum Professions | ARMS | 10 | 10 | 17 | 15 | 10 | 0 | 1 | 9 | 10 |
| | MA in Public Relations | COPR | 4 | 22 | 16 | 9 | 5 | 1 | 1 | 4 | 5 |
| | MA in Strat Comm Ldr - Online | MACV | 15 | 11 | 9 | - | - | - | - | - | - |
| | MA in Strategic Communication | SCOM | 20 | 17 | 15 | 9 | 4 | -16 | 1 | 3 | 4 |
| College of Communication & The Arts Total | | | 50 | 60 | 57 | 33 | 20 | -30 | 3 | 17 | 20 |

Seton Hall University - 5 Year Graduate Degree Trends

| | | 2015-16 | 2016-17 | 2017-18 | 2018-19 | 2019-20 | 5yr Δ | 2019-20 | | | |
|---|--------------------------------|---------|------------|------------|------------|------------|------------|------------|------------|------------|------------|
| | | | | | | | | | Men | Women | TOTAL |
| <u>School of Diplomacy</u> | | | | | | | | | | | |
| DI | MADI in Diplomacy and Intl Rel | DIPL | 44 | 38 | 45 | 33 | 31 | -13 | 17 | 14 | 31 |
| | MS in Internat Aff - Exec Trk | DIAX | - | 1 | 1 | 11 | 8 | 8 | 6 | 2 | 8 |
| | MS in Intl Aff - Exec Tk-Onl | DIXV | - | - | - | - | 3 | - | 1 | 2 | 3 |
| School of Diplomacy Total | | | 44 | 39 | 46 | 44 | 42 | -2 | 24 | 18 | 42 |
| <u>College of Education & Human Services</u> | | | | | | | | | | | |
| ED | MA - Major in Counseling | CNSL | 13 | 6 | 12 | 8 | 8 | -5 | 1 | 7 | 8 |
| | MA - Major in Counseling - Onl | CNSV | 27 | 20 | 14 | 18 | 15 | -12 | 4 | 11 | 15 |
| | MA in Hum Res Trn-Dv - On-Line | HRTV | 22 | 22 | 25 | 15 | 19 | -3 | 14 | 5 | 19 |
| | MA in Human Resource Train-Dev | HRTL | 53 | 66 | 45 | 55 | 36 | -17 | 24 | 12 | 36 |
| | MA in Psychological Studies | PSST | 15 | 16 | 17 | 13 | 15 | 0 | 7 | 8 | 15 |
| | MA in School Counsel - Online | SCOV | 21 | 18 | 31 | 26 | 39 | 18 | 5 | 34 | 39 |
| | MA in School Counseling | SCOU | 8 | 8 | 3 | 1 | 0 | -8 | 0 | 0 | 0 |
| | MA in Special Education | SPED | 5 | 8 | 11 | 10 | 18 | 13 | 4 | 14 | 18 |
| | MAE in College Stu Persnl Adm | CSPA | 0 | 4 | 2 | 0 | 0 | 0 | 0 | 0 | 0 |
| | MAE in Counseling Psychology | CSPS | 1 | 1 | 0 | 0 | 0 | -1 | 0 | 0 | 0 |
| | MAE in Ed Ldr Mgt Pol - Online | ELMV | 14 | 10 | 9 | 5 | 3 | -11 | 1 | 2 | 3 |
| | MAE in Ed Leadership Mgmt Pol | ELMP | 5 | 2 | 5 | 2 | 0 | -5 | 0 | 0 | 0 |
| | MAE in Exec Ed Ldrshp Mgmt Pol | EXMA | 30 | 35 | 23 | 5 | 21 | -9 | 4 | 17 | 21 |
| | MAE in Higher Ed - Stu Affairs | HRSA | 2 | 2 | 3 | 4 | 2 | 0 | 1 | 1 | 2 |
| | MAE in Instruction Design Tech | IDAT | 9 | 12 | 12 | 6 | 7 | -2 | 3 | 4 | 7 |
| | MAE in School Counseling | SCOU | 0 | 1 | 0 | 0 | 0 | 0 | 0 | 0 | 0 |
| | MS in Marriage and Fam Therapy | MACS | 8 | 10 | 10 | 6 | 3 | -5 | 0 | 3 | 3 |
| | EDS in Ed Ldr Mgt Pol - Online | ELMV | 0 | 0 | 0 | 2 | 0 | 0 | 0 | 0 | 0 |
| | EDS in Ed Leadership Mgmt Pol | ELMP | 7 | 6 | 6 | 1 | 0 | -7 | 0 | 0 | 0 |
| | | ELPP | 22 | 15 | 14 | 17 | 4 | -18 | 2 | 2 | 4 |
| | EDS in Exec Ed Ldrshp Mgmt Pol | EXES | 28 | 39 | 28 | 23 | 25 | -3 | 5 | 20 | 25 |
| | EDS in Marriage and Fam Ther | MACS | 0 | 1 | 1 | 0 | 0 | 0 | 0 | 0 | 0 |
| | EDS in Prof Counseling - Onl | PROV | 22 | 16 | 10 | 22 | 17 | -5 | 3 | 14 | 17 |
| | EDS in Professional Counseling | PROC | 15 | 6 | 10 | 9 | 10 | -5 | 1 | 9 | 10 |
| | EDS in School-Community Psych | SPSY | 2 | 5 | 5 | 8 | 7 | 5 | 1 | 6 | 7 |
| | EDD in Ed Leadership Mgmt Pol | ELMP | 7 | 16 | 17 | 18 | 22 | 15 | 12 | 10 | 22 |
| | EDD in Exec Ed Ldrshp Mgmt Pol | EXEC | 12 | 20 | 16 | 26 | 10 | -2 | 2 | 8 | 10 |
| | EDD in Higher Education | HRED | 0 | 0 | 1 | 1 | 6 | 6 | 5 | 1 | 6 |
| | PHD in Counseling Psychology | CSPS | 6 | 4 | 3 | 7 | 5 | -1 | 1 | 4 | 5 |
| | PHD in Family Psychology | FPSY | 1 | - | - | - | - | - | - | - | - |
| | PHD in Higher Education | HRED | 14 | 14 | 11 | 16 | 14 | 0 | 7 | 7 | 14 |
| College of Education & Human Services Total | | | 369 | 383 | 344 | 324 | 306 | -63 | 107 | 199 | 306 |

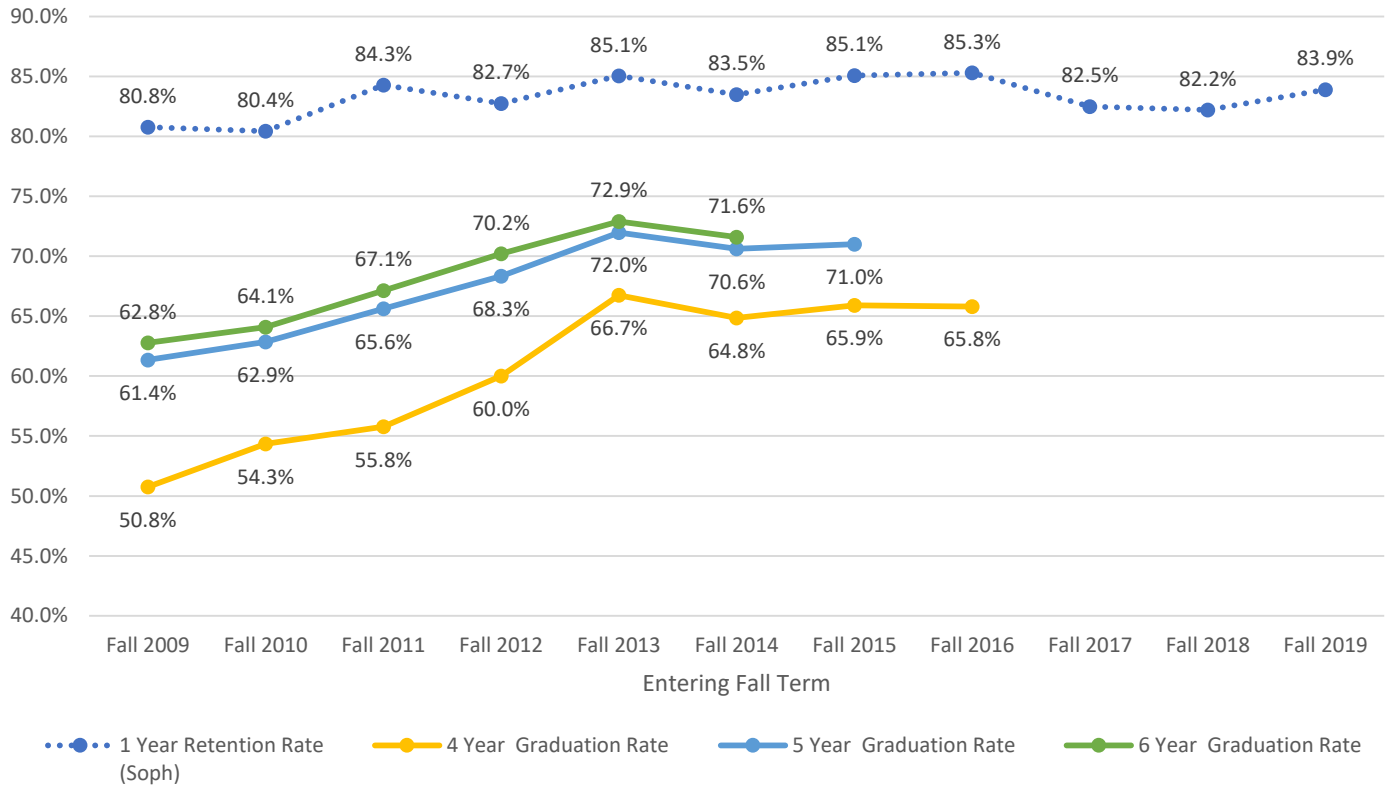
Seton Hall University - 5 Year Graduate Degree Trends

| | | | | | | | | | 2019-20 | | |
|---|--------------------------------|-----------|------------|------------|------------|------------|------------|-----------|-----------|------------|------------|
| | | 2015-16 | 2016-17 | 2017-18 | 2018-19 | 2019-20 | 5yr Δ | Men | Women | TOTAL | |
| <u>College of Nursing</u> | | | | | | | | | | | |
| NU | MSN Adult-Gero Acute Care NP | NAAV | - | - | - | 9 | 7 | - | 0 | 7 | 7 |
| | MSN Adult-Gero Primary Care NP | NAPV | - | - | - | 8 | 10 | - | 2 | 8 | 10 |
| | MSN Hlth Sys Adm w Case Mgmt | NHCV | - | - | - | 6 | 8 | - | 1 | 7 | 8 |
| | MSN in Acute Care ANP-GNP | MNAC | 2 | 4 | 9 | 2 | - | - | - | - | - |
| | MSN in Acute Care PNP | MSCC | 0 | 0 | 1 | - | - | - | - | - | - |
| | MSN in Case Mgmt-Hlth Sys Adm | MSCH | 1 | 1 | 1 | - | - | - | - | - | - |
| | MSN in Clinical Nurse Leader | NULD/NULE | 18 | 24 | 12 | 25 | 14 | -4 | 2 | 12 | 14 |
| | MSN in Health Systems Admin | MSHS/NHSV | 6 | 2 | 4 | 0 | 1 | -5 | 0 | 1 | 1 |
| | MSN in Hlth Sys Adm w/ Ca Mgt | MSHC | 0 | 4 | 6 | 2 | - | 0 | - | - | - |
| | MSN in Nursing Case Management | MSCM | 1 | - | - | - | - | - | - | - | - |
| | MSN in Primary Care ANP-GNP | MNPC | 5 | 9 | 14 | 1 | - | - | - | - | - |
| | MSN Pediatric Primary Care NP | NPPV | 0 | 0 | 0 | 6 | 6 | 6 | | 6 | 6 |
| | MSN in Primary Care PNP | MSNY | 9 | 7 | 6 | - | - | - | - | - | - |
| | MSN in School Nursing | MSNS | 3 | - | - | - | - | - | - | - | - |
| | DNP in Adv Nursing Practice | NUNP/NUNV | 8 | 5 | 8 | 5 | 1 | -7 | 0 | 1 | 1 |
| | PHD in Nursing | NURS/NUPH | 1 | 3 | 2 | 3 | 1 | 0 | | 1 | 1 |
| College of Nursing Total | | | 54 | 59 | 63 | 67 | 48 | -6 | 5 | 43 | 48 |
| <u>School of Theology</u> | | | | | | | | | | | |
| ST | MAM in Ministry Spiritual Dir | SPTM | 2 | 0 | 4 | 1 | 5 | 3 | 5 | 0 | 5 |
| | MAM in Youth Ministry | YTHM | 0 | 0 | 1 | 0 | 0 | 0 | 0 | 0 | 0 |
| | MAT in Bibl Studies-No Thesis | BIBN | 2 | 3 | 1 | 2 | 2 | 0 | 2 | 0 | 2 |
| | MAT in Biblical Studies | BIBL | 0 | 1 | 1 | 0 | 2 | 2 | 2 | 0 | 2 |
| | MAT in Christian Ethics | CETH | 0 | 1 | 0 | 1 | 0 | 0 | 0 | 0 | 0 |
| | MAT in Christian Eth-No Thesis | CETN | 3 | 2 | 2 | 3 | 1 | -2 | 0 | 1 | 1 |
| | MAT in Ecclesial History | HSTD | 0 | 0 | 0 | 1 | 0 | 0 | 0 | 0 | 0 |
| | MAT in Ecclesial His-No Thesis | HSTN | 5 | 0 | 0 | 0 | 1 | -4 | 0 | 1 | 1 |
| | MAT in Sys Theology-No Thesis | STHN | 36 | 27 | 11 | 18 | 46 | 10 | 38 | 8 | 46 |
| | MAT in Systematic Theology | STHO | 2 | 0 | 1 | 0 | 1 | -1 | 1 | 0 | 1 |
| | MDM in Pastoral Ministry | DIVS | 13 | 18 | 8 | 9 | 5 | -8 | 5 | 0 | 5 |
| | MDM in Pastoral Min-No Thesis | DIVN | 3 | 0 | 2 | 1 | 1 | -2 | 1 | 0 | 1 |
| School of Theology Total | | | 66 | 52 | 31 | 36 | 64 | -2 | 54 | 10 | 64 |
| <u>School of Health & Medical Sciences</u> | | | | | | | | | | | |
| GM | MHA in Healthcare Adm - Online | HCAV/HSVA | 23 | 30 | 25 | 21 | 26 | 26 | 7 | 19 | 26 |
| | MHA in Healthcare Admin | HCAD/HSAD | 15 | 26 | 27 | 36 | 20 | 5 | 6 | 14 | 20 |
| | MS in Athletic Training | GMAT/HSAT | 11 | 19 | 18 | 21 | 22 | 11 | 5 | 17 | 22 |
| | MS in Occupational Therapy | GMOT/HSOT | 36 | 67 | 48 | 57 | 54 | 18 | 6 | 48 | 54 |
| | MS in Physician Assistant | GMPA/HSPA | 33 | 25 | 34 | 51 | 62 | 29 | 10 | 52 | 62 |
| | MS in Speech Lang Pathology | GMSL/HSSL | 43 | 44 | 49 | 49 | 51 | 8 | 1 | 50 | 51 |
| | DPT in Physical Therapy | GDPT/HSPT | 26 | 26 | 32 | 71 | 37 | 11 | 15 | 22 | 37 |
| | PHD in Health Sciences | HSCI/HSSC | 11 | 14 | 13 | 7 | 11 | 0 | 4 | 7 | 11 |
| School of Health and Medical Sciences Total | | | 198 | 251 | 246 | 313 | 283 | 85 | 54 | 229 | 283 |

Seton Hall University - 5 Year Graduate Degree Trends

| | | 2015-16 | 2016-17 | 2017-18 | 2018-19 | 2019-20 | 5yr Δ | 2019-20 | | | |
|-----------------------------|--------------------------------|---------|--------------|--------------|--------------|--------------|--------------|------------|------------|------------|--------------|
| | | | | | | | | | Men | Women | TOTAL |
| <u>School of Law</u> | | | | | | | | | | | |
| LW | MSJ in Fin Svcs & Health Hosp | FSHH | 0 | 2 | 0 | 0 | 2 | 2 | 0 | 2 | 2 |
| | MSJ in Financial Services Comp | FSCM | 0 | 1 | 14 | 15 | 26 | 26 | 13 | 13 | 26 |
| | MSJ in Financial Svcs & IP | FSIP | 0 | 1 | 1 | 1 | 0 | 0 | 0 | 0 | 0 |
| | MSJ in Financial Svcs & Pharma | FSPM | 0 | 0 | 0 | 1 | 1 | 1 | 0 | 1 | 1 |
| | | FSPL | 0 | 0 | 0 | 3 | 1 | 1 | 0 | 1 | 1 |
| | MSJ in Health & Hospital Law | HCST | 10 | 7 | 4 | 0 | 4 | -6 | 2 | 2 | 4 |
| | | HHOS | 4 | 11 | 20 | 25 | 17 | 13 | 5 | 12 | 17 |
| | MSJ in Health Hosp and Phar Dv | HCPM | 2 | 2 | 19 | 19 | 7 | 5 | 2 | 5 | 7 |
| | MSJ in Health Law and Int Prop | HCIP | 5 | 5 | 0 | 0 | 0 | -5 | 0 | 0 | 0 |
| | MSJ in Intellectual Property | INPR | 2 | 3 | 6 | 6 | 5 | 3 | 2 | 3 | 5 |
| | MSJ in Pharm & Med Dev & Comp | PMDC | 4 | 19 | 18 | 21 | 20 | 16 | 6 | 14 | 20 |
| | MSJ in Pharm & Med Dev and IP | PMIP | 2 | 2 | 3 | 6 | 4 | 2 | 0 | 4 | 4 |
| | | PMDIP | 0 | 0 | 0 | 0 | 1 | 1 | 0 | 1 | 1 |
| | MSJ in Prov Lw & Phar Med Comp | PLPM | 0 | 0 | 0 | 1 | 2 | 2 | 0 | 2 | 2 |
| | MSJ in Privacy Law & Cyber Sec | PLCS | 0 | 0 | 0 | 0 | 4 | 4 | 3 | 1 | 4 |
| | MSJ in Privacy Lw & Fin Svc Lw | PLFS | 0 | 0 | 0 | 2 | 2 | 2 | 1 | 1 | 2 |
| | MSJ in Privacy Lw & Hlth Hosp | PLHH | 0 | 0 | 0 | 1 | 4 | 4 | 1 | 3 | 4 |
| | MSJ in Privacy Lw & IP Law | PLIP | 0 | 0 | 0 | 1 | 2 | 2 | 2 | 0 | 2 |
| | | | | | | | | | | | |
| | LLM in Fin Svcs Compliance | FSCM | 0 | 0 | 0 | 1 | 1 | 1 | 1 | 0 | 1 |
| | LLM in Health Law and Publ Pol | HLPP | 1 | 2 | 2 | 1 | 1 | 0 | 0 | 1 | 1 |
| | LLM in Intellectual Property | INPR | 0 | 1 | 1 | 0 | 0 | 0 | 0 | 0 | 0 |
| | | | | | | | | | | | |
| | JD in Law | LAW | 158 | 166 | 161 | 139 | 164 | 6 | 82 | 82 | 164 |
| School of Law Total | | | 188 | 222 | 249 | 243 | 268 | 80 | 120 | 148 | 268 |
| Grand Total | | | 1,286 | 1,302 | 1,298 | 1,376 | 1,270 | -16 | 483 | 787 | 1,270 |

Seton Hall University - Retention and Graduation Rate Trends Entering as First-time Freshman



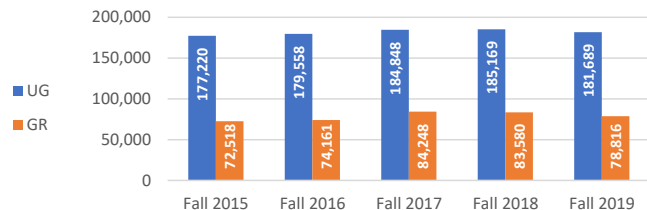
| Cohort | Initial Registered Headcount | Retention Rates* | | | Graduation Rates^ | | |
|-----------|------------------------------|------------------------------|--------------------------------|--------------------------------|------------------------|------------------------|------------------------|
| | | 1 Year Retention Rate (Soph) | 2 Year Retention Rate (Junior) | 3 Year Retention Rate (Senior) | 4 Year Graduation Rate | 5 Year Graduation Rate | 6 Year Graduation Rate |
| Fall 2009 | 1,124 | 80.8% | 70.3% | 65.4% | 50.8% | 61.4% | 62.8% |
| Fall 2010 | 1,304 | 80.4% | 71.1% | 67.6% | 54.3% | 62.9% | 64.1% |
| Fall 2011 | 986 | 84.3% | 74.6% | 70.1% | 55.8% | 65.6% | 67.1% |
| Fall 2012 | 1,455 | 82.7% | 74.9% | 70.9% | 60.0% | 68.3% | 70.2% |
| Fall 2013 | 1,338 | 85.1% | 77.8% | 74.7% | 66.7% | 72.0% | 72.9% |
| Fall 2014 | 1,263 | 83.5% | 76.8% | 73.2% | 64.8% | 70.6% | 71.6% |
| Fall 2015 | 1,406 | 85.1% | 76.3% | 73.4% | 65.9% | 71.0% | |
| Fall 2016 | 1,240 | 85.3% | 77.0% | 72.9% | 65.8% | | |
| Fall 2017 | 1,460 | 82.5% | 75.5% | 72.5% | | | |
| Fall 2018 | 1,525 | 82.2% | 74.6% | | | | |
| Fall 2019 | 1,630 | 83.9% | | | | | |
| Fall 2020 | 1,334 | | | | | | |

*Note: Students excluded from Retention Rates if they passed away or graduated in a prior year.

^Note: Students excluded from Graduation Rates if they are deceased.

Seton Hall University - 5 Year AY Course Credit Hour Trends

| Total University | | | | | | |
|------------------|---------|---------|---------|---------|---------|---------|
| | 2016-17 | 2017-18 | 2018-19 | 2019-20 | 2020-21 | Syr Δ |
| Undergrad | 177,220 | 179,558 | 184,848 | 185,169 | 181,689 | 70% 3% |
| Graduate | 72,518 | 74,161 | 84,248 | 83,580 | 78,816 | 30% 9% |
| Total | 249,738 | 253,719 | 269,096 | 268,749 | 260,505 | 100% 4% |



| Undergraduate Credits by Term | | | | | | |
|-------------------------------|---------|---------|---------|---------|---------|---------|
| | 2016-17 | 2017-18 | 2018-19 | 2019-20 | 2020-21 | Syr Δ |
| Summer | 6,060 | 5,785 | 6,357 | 6,288 | 7,341 | 4% 21% |
| Fall | 88,293 | 89,187 | 92,281 | 93,015 | 91,022 | 50% 3% |
| Spring | 82,867 | 84,586 | 86,210 | 85,866 | 83,326 | 46% 1% |
| Total | 177,220 | 179,558 | 184,848 | 185,169 | 181,689 | 100% 3% |

| Graduate Credits by Term | | | | | | |
|--------------------------|---------|---------|---------|---------|---------|---------|
| | 2016-17 | 2017-18 | 2018-19 | 2019-20 | 2020-21 | Syr Δ |
| Summer | 10,337 | 10,641 | 12,652 | 11,150 | 11,874 | 15% 15% |
| Fall | 31,640 | 32,060 | 36,422 | 37,355 | 34,543 | 44% 9% |
| Spring | 30,541 | 31,460 | 35,174 | 35,075 | 32,399 | 41% 6% |
| Total | 72,518 | 74,161 | 84,248 | 83,580 | 78,816 | 100% 9% |

| Undergraduate Credits by Course College | | | | | | |
|---|---------|---------|---------|---------|---------|---------|
| | 2016-17 | 2017-18 | 2018-19 | 2019-20 | 2020-21 | Syr Δ |
| Arts & Sci | 103,679 | 105,728 | 108,259 | 109,956 | 107,369 | 59% 4% |
| Business | 28,701 | 31,001 | 34,871 | 36,243 | 35,813 | 20% 25% |
| Comm & Arts | 17,743 | 17,737 | 17,692 | 17,137 | 15,348 | 8% -13% |
| Diplomacy | 3,762 | 3,933 | 3,948 | 3,807 | 4,023 | 2% 7% |
| Education | 6,890 | 7,429 | 7,626 | 7,366 | 7,157 | 4% 4% |
| Hlth/Med Sci | 3,696 | 4,176 | 3,589 | 2,305 | 2,946 | 2% -20% |
| Nursing | 10,692 | 7,770 | 7,234 | 7,194 | 7,804 | 4% -27% |
| Theology | 1,713 | 1,528 | 1,406 | 945 | 1,053 | 1% -39% |
| Acad Prgs | 344 | 256 | 223 | 216 | 176 | 0% -49% |
| Total | 177,220 | 179,558 | 184,848 | 185,169 | 181,689 | 100% 3% |

| Graduate Credits by Course College | | | | | | |
|------------------------------------|---------|---------|---------|---------|---------|----------|
| | 2016-17 | 2017-18 | 2018-19 | 2019-20 | 2020-21 | Syr Δ |
| Arts & Sci | 4,888 | 5,002 | 4,876 | 4,874 | 4,015 | 5% -18% |
| Business | 5,896 | 7,393 | 12,306 | 6,403 | 10,494 | 13% 78% |
| Comm & Arts | 2,255 | 1,383 | 813 | 711 | 678 | 1% -70% |
| Diplomacy | 2,007 | 2,058 | 2,085 | 2,049 | 2,292 | 3% 14% |
| Education | 16,848 | 15,190 | 14,779 | 14,191 | 12,764 | 16% -24% |
| Hlth/Med Sci | 16,951 | 18,607 | 19,612 | 19,485 | 18,196 | 23% 7% |
| Nursing | 3,323 | 3,547 | 3,402 | 3,709 | 3,801 | 5% 14% |
| Theology | 3,168 | 2,874 | 2,683 | 2,831 | 2,551 | 3% -19% |
| Law School | 17,182 | 18,107 | 20,480 | 21,402 | 24,025 | 30% 40% |
| Medicine | - | - | 3,212 | 7,925 | - | - |
| Total | 72,518 | 74,161 | 84,248 | 83,580 | 78,816 | 100% 9% |

| Undergraduate Credits | | | | | |
|-----------------------|---------|---------|---------|---------|---------|
| | 2016-17 | 2017-18 | 2018-19 | 2019-20 | 2020-21 |
| <u>Summer</u> | | | | | |
| Credits | 6,060 | 5,785 | 6,357 | 6,288 | 7,341 |
| # Sections | 537 | 522 | 511 | 465 | 459 |
| Registrants | 2,193 | 2,124 | 2,267 | 2,311 | 2,577 |
| <u>Fall</u> | | | | | |
| Credits | 88,293 | 89,187 | 92,281 | 93,015 | 91,022 |
| # Sections | 2,559 | 2,658 | 2,670 | 2,638 | 2,600 |
| Registrants | 31,413 | 32,035 | 3,395 | 33,738 | 32,758 |
| <u>Spring</u> | | | | | |
| Credits | 82,867 | 84,586 | 86,210 | 85,866 | 83,326 |
| # Sections | 2,537 | 2,588 | 2,618 | 2,645 | 2,487 |
| Registrants | 29,008 | 29,691 | 30,347 | 30,456 | 29,175 |
| <u>AY Total</u> | | | | | |
| Credits | 177,220 | 179,558 | 184,848 | 185,169 | 181,689 |
| # Sections | 5,633 | 5,768 | 5,799 | 5,748 | 5,546 |
| Registrants | 62,614 | 63,850 | 36,009 | 66,505 | 64,510 |

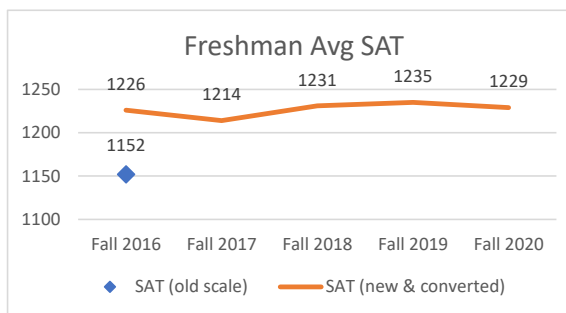
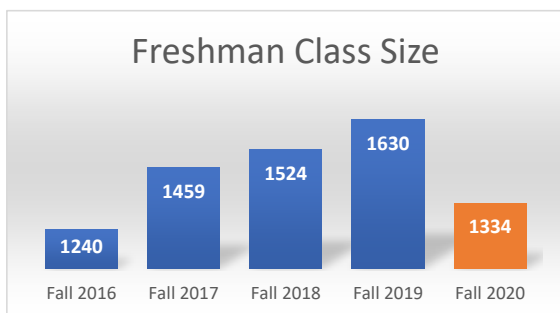
| Graduate Credits | | | | | |
|------------------|---------|---------|---------|---------|---------|
| | 2016-17 | 2017-18 | 2018-19 | 2019-20 | 2020-21 |
| <u>Summer</u> | | | | | |
| Credits | 10,337 | 10,641 | 12,652 | 11,150 | 11,874 |
| # Sections | 874 | 959 | 961 | 927 | 977 |
| Registrants | 3,743 | 3,944 | 4,959 | 4,424 | 4,733 |
| <u>Fall</u> | | | | | |
| Credits | 31,640 | 32,060 | 36,422 | 37,355 | 34,543 |
| # Sections | 1,856 | 1,985 | 2,024 | 2,149 | 2,204 |
| Registrants | 11,484 | 11,698 | 13,092 | 12,791 | 12,809 |
| <u>Spring</u> | | | | | |
| Credits | 30,541 | 31,460 | 35,174 | 35,075 | 32,399 |
| # Sections | 2,118 | 2,070 | 2,207 | 2,466 | 2,437 |
| Registrants | 11,324 | 11,998 | 13,199 | 12,714 | 12,359 |
| <u>AY Total</u> | | | | | |
| Credits | 72,518 | 74,161 | 84,248 | 83,580 | 78,816 |
| # Sections | 4,848 | 5,014 | 5,192 | 5,542 | 5,618 |
| Registrants | 26,551 | 27,640 | 31,250 | 29,929 | 29,901 |

Note: Graduate Business credits include China MBA.

Fall 2020 Full-Time Freshman Profile

Census - data as of October 15, 2020

Prepared by: Office of Institutional Research



| College/School | N | % |
|--------------------------------|-------------|-------------|
| College of Arts and Sciences | 746 | 56% |
| Stillman School of Business | 250 | 19% |
| College of Communication-Arts | 76 | 6% |
| Sch of Diplomacy and Intl Rel | 86 | 6% |
| Col of Education and Human Srv | 61 | 5% |
| College of Nursing | 106 | 8% |
| Immac Concep Sch of Theology | 9 | 1% |
| Total | 1334 | 100% |

| SAT by College | Avg SAT |
|--------------------------------|-------------|
| Stillman School of Business | 1260 |
| Sch of Diplomacy and Intl Rel | 1253 |
| Col of Education and Human Srv | 1227 |
| College of Arts and Sciences | 1222 |
| College of Communication-Arts | 1211 |
| College of Nursing | 1209 |
| Immac Concep Sch of Theology | 1143 |
| Total | 1229 |

| Gender | N | % |
|--------------|-------------|-------------|
| Female | 673 | 50% |
| Male | 661 | 50% |
| Total | 1334 | 100% |

| SAT bands | N | % |
|--------------|-------------|-------------|
| 1400 - 1600 | 94 | 8% |
| 1300 - 1399 | 191 | 17% |
| 1200 - 1299 | 374 | 34% |
| 1100 - 1199 | 353 | 32% |
| 1000 - 1099 | 97 | 9% |
| Under 1000 | 3 | 0% |
| Total | 1112 | 100% |

| Race* | N | % |
|---------------------|-------------|-------------|
| White | 681 | 52% |
| Hispanic | 282 | 22% |
| Asian | 168 | 13% |
| Black/African Amer | 119 | 9% |
| Two or More | 56 | 4% |
| Amer Indian/Alaskan | 1 | 0% |
| Total | 1307 | 100% |

No SAT 222
25th - 75th Percentile: 1150 - 1300

Unknown/Not Reported 27
*Using government standard reporting rules, the following was applied to assign race. If the student marked Hispanic - even if another race was also indicated - student reported as "Hispanic". If two or more races marked, student reported as "Two or More". Otherwise, race reported in the category as indicated by the student.

| HS Rank | N | % |
|-----------------------|------------|-----|
| Top 10% | 110 | 33% |
| Top 25% | 197 | 60% |
| Top 50% | 292 | 88% |
| Bottom 50% | 38 | 12% |
| Bottom 25% | 10 | 3% |
| Total | 330 | |
| HS Rank not submitted | 1004 | |
| % Submitting HS Rank | 25% | |

| Religious Background | N | % |
|----------------------|-------------|-------------|
| Roman Catholic | 541 | 52% |
| Hindu | 34 | 3% |
| Muslim | 35 | 3% |
| Baptist | 27 | 3% |
| Presbyterian | 18 | 2% |
| Methodist | 17 | 2% |
| Orthodox Christians | 13 | 1% |
| Jewish | 11 | 1% |
| All other religions | 341 | 33% |
| Total | 1037 | 100% |
| Unknown/Not Reported | 297 | |

| HS GPA | N | % |
|----------------|-------------|-------------|
| 3.75 - 4.00 | 565 | 43% |
| 3.50 - 3.74 | 332 | 25% |
| 3.25 - 3.49 | 198 | 15% |
| 3.00 - 3.24 | 157 | 12% |
| 2.00 - 2.99 | 74 | 6% |
| 1.00 - 1.99 | 0 | 0% |
| Total | 1326 | 100% |
| HS GPA unknown | 8 | |
| Avg HS GPA: | 3.61 | |

| Residency | N | % |
|-------------------------------|-------------|-------------|
| New Jersey | 867 | 65% |
| Out of State | 453 | 34% |
| Foreign (Non-Resident Alien)^ | 14 | 1% |
| Total | 1334 | 100% |

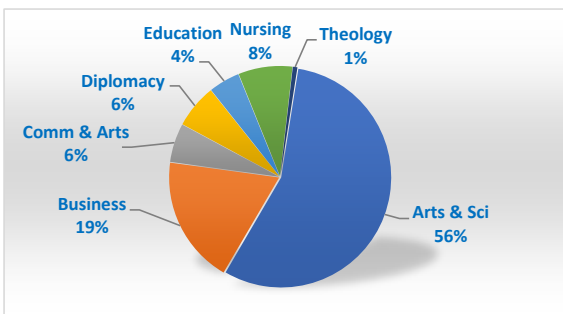
| Top 5 Declared Majors | N | % |
|--|-----|-----|
| BA/BS in Biology (Incl. Dual/Joint) | 232 | 17% |
| BSIR in Diplomacy (Incl. Dual/Joint) | 81 | 6% |
| BA in Political Sci (Incl. Dual/Joint) | 72 | 5% |
| BSN in Nursing | 66 | 5% |
| BA/BS in Psychology | 65 | 5% |

^ "Non-Resident Alien" are students studying in the U.S. on visas.

Fall 2020 Full-Time Freshman Profile

Census - data as of October 15, 2020

Prepared by: Office of Institutional Research



| Program | N | % | |
|----------------------------------|------|----|----|
| AS BA in Africana Studies | AFST | 0 | 0% |
| BA in Anthropology | ANTH | 2 | 0% |
| BA in Asian Area Studies | ASIA | 0 | 0% |
| BA in Biology | BIOA | 5 | 0% |
| BA in Biology - AT Track | BIAZ | 0 | 0% |
| BA in Catholic Studies | CAST | 0 | 0% |
| BA in Classical Studies | CLAS | 0 | 0% |
| BA in Creative Writing | ENGW | 3 | 0% |
| BA in Criminal Justice | CRIM | 28 | 2% |
| BA in Economics | ECAS | 1 | 0% |
| BA in English | ENGL | 8 | 1% |
| BA in Environmental Studies | ENST | 4 | 0% |
| BA in French | FREN | 0 | 0% |
| BA in History | HIST | 6 | 0% |
| BA in Italian | ITAL | 0 | 0% |
| BA in Liberal Studies | LSAS | 1 | 0% |
| BA in Ltn America/Latino Stu | LALS | 0 | 0% |
| BA in Modern Languages | MOLG | 0 | 0% |
| BA in Philosophy | PHIL | 1 | 0% |
| BA in Physics | PHYA | 0 | 0% |
| BA in Political Science - JD Trk | POLQ | 46 | 3% |
| BA in Political Science | POLS | 26 | 2% |
| BA in Pre-Major Studies - BART | BART | 74 | 6% |
| BA in Pre-Major Studies - EART | EART | 0 | 0% |
| BA in Pre-Major Studies - PART | PART | 3 | 0% |
| BA in Pre-Major Studies - PNST | PNST | 0 | 0% |
| BA in Psychology | PSYC | 38 | 3% |
| BA in Psychology - SLP Track | PSSA | 3 | 0% |
| BA in Religion | RELG | 0 | 0% |
| BA in Soc Behav Sci-AT Trk | SOBZ | 0 | 0% |
| BA in Soc Behav Sci-OT Trk | SOBT | 0 | 0% |
| BA in Social Behavioral Sci | SBOT | 17 | 1% |
| BA in Social Work | SOWK | 1 | 0% |
| BA in Social-Behavioral Sci | SBSS | 2 | 0% |
| BA in Social-Behavioral Sci | SOBS | 1 | 0% |
| BA in Sociology | SOCI | 2 | 0% |
| BA in Spanish | SPAN | 1 | 0% |
| BA in Undecided Arts Studies | UART | 68 | 5% |
| BA in Undecided Studies | NART | 0 | 0% |
| BS in Biochemistry | CHBI | 14 | 1% |
| BS in Biology | BIOL | 68 | 5% |
| BS in Biology - A.T. Track | BIOZ | 5 | 0% |
| BS in Biology - MD Track | BIOM | 34 | 3% |
| BS in Biology - P.A. Track | BIOP | 65 | 5% |
| BS in Biology - P.T. Track | BIOT | 55 | 4% |
| BS in Chemistry | CHEM | 1 | 0% |
| BS in Chemistry - ACS | CHAC | 9 | 1% |
| BS in Chemistry - Engnr Track | CHME | 1 | 0% |
| BS in Computer Science | CSAS | 16 | 1% |

| Program | N | % | |
|-----------------------------------|------|-------------|-------------|
| BS in Mathematics | MATH | 4 | 0% |
| BS in Physics | PHYS | 3 | 0% |
| BS in Physics - Engnr Track | PHYE | 26 | 2% |
| BS in Pre-Science Studies | PSCI | 80 | 6% |
| BS in Psychology | PSYS | 24 | 2% |
| AS Total | | 746 | 56% |
| BU BA in Bus Admin - Bus Track | BUAB | 15 | 1% |
| BA in Bus Admin - Dipl Track | BUDI | 0 | 0% |
| BA in Bus Admin - Int Bus Trk | BUIB | 4 | 0% |
| BSB in Accounting | BACC | 23 | 2% |
| BSB in Accounting | BACJ | 9 | 1% |
| BSB in Economics | ECON | 13 | 1% |
| BSB in Entrepreneurship | BENT | 1 | 0% |
| BSB in Finance | BFIN | 31 | 2% |
| BSB in Finance & Technology | BFIT | 1 | 0% |
| BSB in Information Tech Mgmt | BITM | 1 | 0% |
| BSB in Management | BMGN | 4 | 0% |
| BSB in Marketing | BMKT | 19 | 1% |
| BSB in Mathematical Finance | BMAF | 4 | 0% |
| BSB in Sport Management | BSPM | 36 | 3% |
| BSB in Undecided Business | BUND | 67 | 5% |
| BSB in Undecided Business | BUNJ | 9 | 1% |
| BSB in Undecided Business | BUNQ | 13 | 1% |
| BU Total | | 250 | 19% |
| CA BA in Art Dsgn Interactive Med | ADIM | 8 | 1% |
| BA in Art History | ARTH | 0 | 0% |
| BA in Art History | ARTJ | 1 | 0% |
| BA in Broadcast - Visual Media | COBV | 0 | 0% |
| BA in Communication | COMJ | 3 | 0% |
| BA in Communication | COMM | 7 | 1% |
| BA in Journalism | COJR | 15 | 1% |
| BA in Music | MUSI | 5 | 0% |
| BA in Music Education | MUED | 1 | 0% |
| BA in Music Performance | MUSP | 0 | 0% |
| BA in Pre-Major Studies - CART | CART | 14 | 1% |
| BA in Public Relations | COPR | 2 | 0% |
| BA in Theatre | COTR | 1 | 0% |
| BA in Undecided Comm - Arts | CAUN | 3 | 0% |
| BA in Visual and Sound Media | COBF | 16 | 1% |
| CA Total | | 76 | 6% |
| DI BSIR in Diplomacy and Intl Rel | DIPJ | 19 | 1% |
| BSIR in Diplomacy and Intl Rel | DIPL | 37 | 3% |
| BSIR in Diplomacy and Intl Rel | DIPQ | 25 | 2% |
| BSIR in Pre-Diplomacy Studies | DIPT | 5 | 0% |
| DI Total | | 86 | 6% |
| ED BSE Elem Spec Ed - ABA Track | ESAB | 5 | 0% |
| BSE in Elementary Special Ed | ESED | 16 | 1% |
| BSE in PreMajor Studies - EART | EART | 25 | 2% |
| BSE in Secondary Education | SCED | 4 | 0% |
| BSE in Secondary Special Ed | SSED | 1 | 0% |
| BSE in Special Ed Speech-Lang | DVSL | 10 | 1% |
| ED Total | | 61 | 5% |
| NU BSN in Nursing | NURS | 66 | 5% |
| BSN in Pre-Nursing Studies | PRNU | 40 | 3% |
| NU Total | | 106 | 8% |
| ST BA in Catholic Theol-Gen Trk | THEO | 0 | 0% |
| BA in Catholic Theol-Phil Trk | THEF | 0 | 0% |
| BA in Catholic Theol-Phil Trk | THPH | 9 | 1% |
| ST Total | | 9 | 1% |
| Total | | 1334 | 100% |

Seton Hall University - Fall 2020 Faculty Profile by College

***** NOTE: Priests and librarians excluded *****

| College | Full-time | Part-time* | Total |
|-------------------------------------|------------|------------|------------|
| Academic Affairs (Core Faculty) | 10 | 10 | 20 |
| Arts & Sciences | 175 | 136 | 311 |
| Stillman School of Business | 56 | 54 | 110 |
| Communication & The Arts | 30 | 31 | 61 |
| School of Diplomacy | 15 | 11 | 26 |
| College of Education & Human Srvs | 36 | 89 | 125 |
| School of Health & Medical Sciences | 52 | 62 | 114 |
| Law School | 46 | 46 | 92 |
| College of Nursing | 36 | 28 | 64 |
| Seminary/School of Theology | 9 | 9 | 18 |
| TOTAL All Faculty | 465 | 476 | 941 |
| | 49% | 51% | 100% |

*Note: Administrators who teach not included in the part-time figure.

| College | Female | Male | Total Full Time |
|-------------------------------------|------------|------------|-----------------|
| Academic Affairs (Core Faculty) | 1 | 9 | 10 |
| Arts & Sciences | 76 | 99 | 175 |
| Stillman School of Business | 12 | 44 | 56 |
| Communication & The Arts | 15 | 15 | 30 |
| School of Diplomacy | 6 | 9 | 15 |
| College of Education & Human Srvs | 18 | 18 | 36 |
| School of Health & Medical Sciences | 38 | 14 | 52 |
| Law School | 26 | 20 | 46 |
| College of Nursing | 36 | | 36 |
| Seminary/School of Theology | 1 | 8 | 9 |
| TOTAL Full-time | 229 | 236 | 465 |
| | 49% | 51% | 100% |

| College | Am Ind/ Alaskan | Asian | Black/ Afr Am | Hispanic | White | 2+ Races | Unknwn | Total Full Time |
|-------------------------------------|--------------------|-----------|------------------|-----------|------------|----------|-----------|-----------------|
| Academic Affairs (Core Faculty) | | | | 1 | 9 | | | 10 |
| Arts & Sciences | | 16 | 7 | 9 | 135 | | 8 | 175 |
| Stillman School of Business | | 12 | 1 | 2 | 41 | | | 56 |
| Communication & The Arts | | | 2 | 1 | 25 | 1 | 1 | 30 |
| School of Diplomacy | 1 | 3 | 2 | 1 | 8 | | | 15 |
| College of Education & Human Srvs | | 2 | 1 | | 33 | | | 36 |
| School of Health & Medical Sciences | | 5 | 2 | 3 | 42 | | | 52 |
| Law School | | 1 | 3 | 2 | 40 | | | 46 |
| College of Nursing | | 2 | 3 | 1 | 28 | | 2 | 36 |
| Seminary/School of Theology | | | | 1 | 8 | | | 9 |
| TOTAL Full-time | 1 | 41 | 21 | 21 | 369 | 1 | 11 | 465 |
| | 0% | 9% | 5% | 5% | 79% | 0% | 2% | 100% |

Seton Hall University - Fall 2020 Faculty Profile by College

***** NOTE: Priests and librarians excluded *****

| College | Tenured | On-Track | Ineligible | Total Full Time |
|-------------------------------------|------------|-----------|------------|-----------------|
| Academic Affairs (Core Faculty) | | | 10 | 10 |
| Arts & Sciences | 108 | 19 | 48 | 175 |
| Stillman School of Business | 35 | 3 | 18 | 56 |
| Communication & The Arts | 15 | 7 | 8 | 30 |
| School of Diplomacy | 10 | 4 | 1 | 15 |
| College of Education & Human Svcs | 14 | 10 | 12 | 36 |
| School of Health & Medical Sciences | 1 | | 51 | 52 |
| Law School | 25 | 8 | 13 | 46 |
| College of Nursing | 9 | 7 | 20 | 36 |
| Seminary/School of Theology | | | 9 | 9 |
| TOTAL Full-time | 217 | 58 | 190 | 465 |
| | 47% | 12% | 41% | 100% |

| College | Prof | Assoc Prof | Asst Prof | Instr | Lect | Other | Total Full Time |
|-------------------------------------|------------|------------|-----------|-----------|-----------|-----------|-----------------|
| Academic Affairs (Core Faculty) | | | | | | 10 | 10 |
| Arts & Sciences | 55 | 53 | 19 | | 12 | 36 | 175 |
| Stillman School of Business | 10 | 25 | 4 | | 3 | 14 | 56 |
| Communication & The Arts | 8 | 9 | 5 | | 1 | 7 | 30 |
| School of Diplomacy | 7 | 3 | 4 | | | 1 | 15 |
| College of Education & Human Svcs | 4 | 9 | 11 | | 1 | 11 | 36 |
| School of Health & Medical Sciences | 4 | 14 | 23 | 11 | | | 52 |
| Law School | 25 | 12 | 7 | | | 2 | 46 |
| College of Nursing | 2 | 11 | 11 | 12 | | | 36 |
| Seminary/School of Theology | 2 | 5 | 2 | | | | 9 |
| TOTAL Full-time | 117 | 141 | 86 | 23 | 17 | 81 | 465 |
| | 25% | 30% | 18% | 5% | 4% | 17% | 100% |

| College | 20-29 | 30-39 | 40-49 | 50-59 | 60-65 | 66-75 | 76+ | Total Full Time |
|-------------------------------------|----------|-----------|------------|------------|-----------|-----------|----------|-----------------|
| Academic Affairs (Core Faculty) | | 5 | 4 | | 1 | | | 10 |
| Arts & Sciences | 2 | 24 | 45 | 62 | 24 | 15 | 3 | 175 |
| Stillman School of Business | | 3 | 16 | 10 | 11 | 14 | 2 | 56 |
| Communication & The Arts | 1 | 5 | 6 | 8 | 7 | 3 | | 30 |
| School of Diplomacy | | 3 | 4 | 6 | 1 | 1 | | 15 |
| College of Education & Human Svcs | 1 | 9 | 9 | 5 | 4 | 6 | 2 | 36 |
| School of Health & Medical Sciences | | 10 | 22 | 11 | 5 | 4 | | 52 |
| Law School | 2 | 5 | 15 | 13 | 6 | 3 | 2 | 46 |
| College of Nursing | | | 4 | 19 | 7 | 6 | | 36 |
| Seminary/School of Theology | | 2 | 3 | 3 | 1 | | | 9 |
| TOTAL Full-time | 6 | 66 | 128 | 137 | 67 | 52 | 9 | 465 |
| | 1% | 14% | 28% | 29% | 14% | 11% | 2% | 100% |

2020-2021 Credits Taught and Average Class Size by Faculty Home College/School

*** for Undergraduate Courses ***

Schedule Types Excluded: IND - Independent Study

| Faculty's Home College/School | Fall 2020 | | | | | | Spring 2021 | | | | | | 2020-2021 | | 2020-2021 | | | |
|--------------------------------|------------|---------------|------------|---------------|------------|---------------|-------------|---------------|------------|---------------|------------|---------------|------------------|--------------|----------------|--------------|----------------|--------------|
| | Full-time | | Part-time | | Total | | Full-time | | Part-time | | Total | | % Credits Taught | | Full-time | | Part-time | |
| | # | Credits | # | Credits | # | Credits | # | Credits | # | Credits | # | Credits | Full-time | Part-time | Avg Class Size | # Sect | Avg Class Size | # Sect |
| College of Arts and Sciences | 161 | 33,258 | 133 | 14,535 | 294 | 47,793 | 155 | 28,749 | 131 | 13,197 | 286 | 41,946 | 69% | 31% | 22.5 | 986 | 21.1 | 452 |
| Stillman School of Business | 51 | 11,432 | 53 | 6,718 | 104 | 18,149 | 51 | 11,212 | 53 | 6,280 | 104 | 17,492 | 64% | 36% | 29.6 | 264 | 29.5 | 145 |
| College of Communication-Arts | 28 | 5,105 | 38 | 2,748 | 66 | 7,853 | 31 | 5,405 | 33 | 2,459 | 64 | 7,864 | 67% | 33% | 18.4 | 194 | 15.8 | 119 |
| Sch of Diplomacy and Intl Rel | 9 | 1,488 | 8 | 813 | 17 | 2,301 | 13 | 1,472 | 5 | 392 | 18 | 1,863 | 71% | 29% | 26.5 | 37 | 22.5 | 19 |
| Col of Education and Human Srv | 13 | 1,644 | 20 | 1,062 | 33 | 2,706 | 13 | 1,509 | 24 | 1,395 | 37 | 2,904 | 56% | 44% | 16.7 | 64 | 18.1 | 68 |
| College of Nursing | 28 | 2,936 | 22 | 746 | 50 | 3,682 | 25 | 3,198 | 20 | 821 | 45 | 4,018 | 80% | 20% | 12.8 | 151 | 16.3 | 30 |
| University Core | 10 | 1,607 | 13 | 1,186 | 23 | 2,793 | 10 | 1,519 | 8 | 792 | 18 | 2,311 | 61% | 39% | 19.3 | 49 | 21.2 | 33 |
| Sch of Health and Medical Sci | 22 | 1,114 | 17 | 625 | 39 | 1,739 | 28 | 1,086 | 15 | 392 | 43 | 1,478 | 68% | 32% | 23.8 | 63 | 41.1 | 12 |
| Law School | | | 1 | 3 | 1 | 3 | | | | | | | | 100% | | | 10.0 | 1 |
| Immac Concep Sch of Theology | 8 | 894 | 2 | 135 | 10 | 1,029 | 9 | 876 | 2 | 123 | 11 | 999 | 87% | 13% | 18.4 | 32 | 11.4 | 8 |
| Academic Programs | | | 5 | 472 | 5 | 472 | | | 3 | 339 | 3 | 339 | | 100% | | | 20.7 | 20 |
| Special Programs | | | 15 | 662 | 15 | 662 | | | 7 | 121 | 7 | 121 | | 100% | | | 18.1 | 49 |
| University Library | 1 | 45 | | | 1 | 45 | | | | | | | 100% | | 15.0 | 1 | | |
| No Data | 1 | 18 | 26 | 1,533 | 27 | 1,551 | 1 | 24 | 25 | 1,593 | 26 | 1,617 | 1% | 99% | 18.0 | 1 | 15.0 | 88 |
| Total | 332 | 59,541 | 353 | 31,236 | 685 | 90,777 | 336 | 55,049 | 326 | 27,902 | 662 | 82,951 | | | 22.1 | 1,842 | 20.8 | 1,044 |
| Total % of Credits | | | | | | | | | | | | | 66.0% | 34.0% | | | | |

Note 1: Cross-listed courses in Banner are counted as one class instance. The enrollments are totaled in calculating average class size.

Note 2: For team taught courses, credits were evenly distributed across all faculty teaching the course.

Note 3: For team taught courses, average class size was credited to only the instructor identified as the primary in Banner. Otherwise, the course would be counted multiple times in the average.

Note 4: Zero credit courses are included (ie, ESL and MBA pre-qualifiers).

Note 5: Freshman Studies courses, while technically residing in the College of Education, are included in "Special Programs" since that is the faculty's home college/school.

Note 6: School of Medicine is excluded.

source: ODS/Faculty Assignment refreshed 07/08/2021 12:44 PM

2020-2021 Credits Taught and Average Class Size by Faculty Home College/School

*** for Graduate/Law Courses ***

Schedule Types Excluded: IND - Independent Study

| Faculty's Home College/School | Fall 2020 | | | | | | Spring 2021 | | | | | | 2020-2021 | | 2020-2021 | | | |
|--------------------------------|------------|---------------|------------|--------------|------------|---------------|-------------|---------------|------------|--------------|------------|---------------|------------------|--------------|----------------|--------------|----------------|------------|
| | Full-time | | Part-time | | Total | | Full-time | | Part-time | | Total | | % Credits Taught | | Full-time | | Part-time | |
| | # | Credits | # | Credits | # | Credits | # | Credits | # | Credits | # | Credits | Full-time | Part-time | Avg Class Size | # Sect | Avg Class Size | # Sect |
| College of Arts and Sciences | 53 | 1,663 | 7 | 200 | 60 | 1,863 | 52 | 1,467 | 12 | 284 | 64 | 1,751 | 87% | 13% | 7.3 | 187 | 11.2 | 15 |
| Stillman School of Business | 28 | 3,984 | 23 | 1,093 | 51 | 5,077 | 28 | 2,677 | 21 | 951 | 49 | 3,628 | 77% | 23% | 24.4 | 129 | 21.9 | 42 |
| College of Communication-Arts | 3 | 324 | 1 | 24 | 4 | 348 | 4 | 249 | 1 | 45 | 5 | 294 | 89% | 11% | 10.1 | 19 | 11.5 | 2 |
| Sch of Diplomacy and Intl Rel | 10 | 744 | 6 | 255 | 16 | 999 | 13 | 879 | 4 | 153 | 17 | 1,032 | 80% | 20% | 16.3 | 32 | 9.7 | 14 |
| Col of Education and Human Srv | 30 | 2,265 | 75 | 2,503 | 105 | 4,768 | 27 | 2,132 | 73 | 2,217 | 100 | 4,348 | 48% | 52% | 7.9 | 197 | 6.7 | 229 |
| College of Nursing | 17 | 896 | 11 | 553 | 28 | 1,448 | 14 | 925 | 11 | 664 | 25 | 1,589 | 60% | 40% | 7.6 | 78 | 10.4 | 35 |
| Sch of Health and Medical Sci | 46 | 6,077 | 28 | 1,425 | 74 | 7,502 | 45 | 5,725 | 32 | 1,245 | 77 | 6,969 | 82% | 18% | 18.4 | 211 | 20.4 | 34 |
| Law School | 47 | 7,993 | 62 | 2,911 | 109 | 10,904 | 44 | 7,857 | 65 | 3,493 | 109 | 11,350 | 71% | 29% | 27.1 | 199 | 11.6 | 232 |
| Immac Concep Sch of Theology | 15 | 704 | 12 | 407 | 27 | 1,110 | 12 | 863 | 10 | 261 | 22 | 1,124 | 70% | 30% | 13.1 | 41 | 8.8 | 28 |
| Academic Programs | | | 1 | 3 | 1 | 3 | | | 1 | 3 | 1 | 3 | | 100% | | | 1.0 | 2 |
| University Library | 1 | 18 | | | 1 | 18 | 1 | 15 | | | 1 | 15 | 100% | | 5.5 | 2 | | |
| No Data | 1 | 152 | 2 | 90 | 3 | 242 | 1 | 147 | 3 | 102 | 4 | 249 | 61% | 39% | | | 10.7 | 6 |
| Total | 251 | 24,819 | 228 | 9,463 | 479 | 34,282 | 241 | 22,935 | 233 | 9,417 | 474 | 32,352 | | | 15.7 | 1,095 | 10.7 | 639 |
| Total % of Credits | | | | | | | | | | | | | 71.7% | 28.3% | | | | |

Note 1: Cross-listed courses in Banner are counted as one class instance. The enrollments are totaled in calculating average class size.

Note 2: For team taught courses, credits were evenly distributed across all faculty teaching the course.

Note 3: For team taught courses, average class size was credited to only the instructor identified as the primary in Banner. Otherwise, the course would be counted multiple times in the average.

Note 4: Zero credit courses are included (ie, ESL and MBA pre-qualifiers).

Note 5: Freshman Studies courses, while technically residing in the College of Education, are included in "Special Programs" since that is the faculty's home college/school.

Note 6: School of Medicine is excluded.

source: ODS/Faculty Assignment refreshed 07/08/2021 12:44 PM

Seton Hall University Officers

2020-21 Executive Cabinet Members

| | |
|---------------------------|--|
| Joseph Nyre, PhD | President |
| Katia Passerini, PhD | Provost and Executive Vice President |
| Matthew Borowick, MBA | Vice President for Division of University Relations |
| Shawna Cooper-Gibson, EdD | Vice President for Student Services |
| Stephen Graham, MBA | Vice President for Finance and Chief Financial Officer |
| Reverend Colin Kay, MDiv | Vice President for Mission and Ministry |
| Patrick Lyons, MBA, MST | Executive Vice President and Chief of Staff |
| Alyssa McCloud, PhD | Vice President for Enrollment Management |
| Michele Nelson, PhD | Vice President for Board Affairs & University Strategy |
| Jon Paparsenos, BA | Vice President for University Advancement |

2020-21 Academic Officers

| | |
|-------------------------------|---|
| Joan Guetti, PhD | Senior Associate Provost |
| Gregory Burton, PhD | Associate Provost |
| Christopher Cuccia, EdD | Associate Provost for Academic Affairs, and Inst'l Research |
| Erik Lillquist, JD | Associate Provost for Strategy and Finance and Professor of Law |
| Kathleen Boozang, JD, LLM | Dean, School of Law |
| John Buschman, DLS | Dean, University Libraries |
| Marie Foley, PhD, RN, CNL | Dean, College of Nursing |
| Maureen Gillette, PhD | Dean, College of Education and Human Services |
| Karen Passaro, MBA, JD | Dean, Division of Continuing Education and Professional Studies |
| Msgr. Joseph Reilly, STL, PhD | Rector/Dean, Immaculate Conception Seminary School of Theology |
| Peter Shoemaker, PhD | Dean, College of Arts and Sciences |
| Brian Shulman, PhD | Dean, School of Health and Medical Sciences |
| Courtney Smith, PhD | Acting Dean, School of Diplomacy and International Relations |
| Joyce Strawser, PhD | Dean, Stillman School of Business |
| Deirdre Yates, MFA | Dean, College of Communication and The Arts |